











Site Code: 00000000222
 Station ID:
 COMERFORD DAM ROAD BARNET
 250 FEET EAST OF US 5
 Latitude: -999' 0.000 South

Start Time	Mon 17-Oct-05	Tue 18-Oct-05	Wed 19-Oct-05	Thu 20-Oct-05	Fri 21-Oct-05	Average Day	Sat 22-Oct-05	Sun 23-Oct-05	Week Average
12:00 AM	*	*	*	0	1	0	5	0	2
01:00	*	*	*	2	0	1	0	0	0
02:00	*	*	*	0	0	0	0	2	0
03:00	*	*	*	3	2	2	4	4	3
04:00	*	*	*	0	0	0	1	1	0
05:00	*	*	*	6	5	6	2	1	4
06:00	*	*	*	10	7	8	5	2	6
07:00	*	*	*	18	16	17	16	8	14
08:00	*	*	*	15	13	14	17	12	14
09:00	*	*	14	5	13	11	33	28	19
10:00	*	*	12	13	17	14	12	20	15
11:00	*	*	13	17	13	14	20	22	17
12:00 PM	*	*	12	23	24	20	24	24	21
01:00	*	*	14	20	19	18	18	17	18
02:00	*	*	16	17	19	17	31	23	21
03:00	*	*	11	25	18	18	27	19	20
04:00	*	*	26	25	29	27	27	18	25
05:00	*	*	16	16	22	18	19	35	22
06:00	*	*	14	12	18	15	17	14	15
07:00	*	*	6	12	6	8	8	11	9
08:00	*	*	8	11	9	9	4	12	9
09:00	*	*	5	5	11	7	5	7	7
10:00	*	*	1	1	9	4	9	1	4
11:00	*	*	1	4	5	3	2	1	3
Day Total	0	0	169	260	276	251	306	282	268
% Avg. WkDay	0.0%	0.0%	67.3%	103.6%	110.0%				
% Avg. Week	0.0%	0.0%	63.1%	97.0%	103.0%	93.7%	114.2%	105.2%	
AM Peak			09:00	07:00	10:00	07:00	09:00	09:00	09:00
Volume			14	18	17	17	33	28	19
PM Peak			16:00	15:00	16:00	16:00	14:00	17:00	16:00
Volume			26	25	29	27	31	35	25

Site Code: 00000000222
 Station ID:
 COMERFORD DAM ROAD BARNET
 250 FEET EAST OF US 5
 Latitude: -999' 0.000 South

Start Time	Mon 24-Oct-05	Tue 25-Oct-05	Wed 26-Oct-05	Thu 27-Oct-05	Fri 28-Oct-05	Average Day	Sat 29-Oct-05	Sun 30-Oct-05	Week Average
12:00 AM	0	0	1	0	0	0	1	0	0
01:00	0	0	0	1	0	0	1	0	0
02:00	0	1	2	1	0	1	0	0	1
03:00	2	4	8	1	1	3	1	0	2
04:00	0	1	3	2	0	1	1	0	1
05:00	7	7	5	6	1	5	1	0	4
06:00	13	11	8	4	5	8	0	0	6
07:00	26	20	7	14	15	16	8	0	13
08:00	10	5	12	5	8	8	6	1	7
09:00	12	10	3	4	11	8	5	1	7
10:00	11	19	6	15	3	11	7	2	9
11:00	12	14	10	8	10	11	18	3	11
12:00 PM	11	12	9	7	4	9	13	1	8
01:00	14	8	8	9	6	9	8	2	8
02:00	27	19	11	8	2	13	5	2	11
03:00	27	18	15	19	11	18	5	4	14
04:00	27	24	12	13	4	16	3	0	12
05:00	19	12	12	16	14	15	5	0	11
06:00	11	15	6	12	9	11	4	2	8
07:00	6	5	9	4	2	5	2	0	4
08:00	3	1	2	2	1	2	6	0	2
09:00	0	4	0	2	4	2	0	0	1
10:00	3	1	0	3	3	2	0	0	1
11:00	3	4	0	0	0	1	0	0	1
Day Total	244	215	149	156	114	175	100	18	142
% Avg. WkDay	139.4%	122.9%	85.1%	89.1%	65.1%				
% Avg. Week	171.8%	151.4%	104.9%	109.9%	80.3%	123.2%	70.4%	12.7%	
AM Peak	07:00	07:00	08:00	10:00	07:00	07:00	11:00	11:00	07:00
Volume	26	20	12	15	15	16	18	3	13
PM Peak	14:00	16:00	15:00	15:00	17:00	15:00	12:00	15:00	15:00
Volume	27	24	15	19	14	18	13	4	14

Site Code: 00000000222
 Station ID:
 COMERFORD DAM ROAD BARNET
 250 FEET EAST OF US 5
 Latitude: -999' 0.000 South

Start Time	Mon 31-Oct-05	Tue 01-Nov-05	Wed 02-Nov-05	Thu 03-Nov-05	Fri 04-Nov-05	Average Day	Sat 05-Nov-05	Sun 06-Nov-05	Week Average
12:00 AM	0	0	*	*	*	0	*	*	0
01:00	0	0	*	*	*	0	*	*	0
02:00	0	0	*	*	*	0	*	*	0
03:00	0	0	*	*	*	0	*	*	0
04:00	0	1	*	*	*	0	*	*	0
05:00	0	0	*	*	*	0	*	*	0
06:00	0	*	*	*	*	0	*	*	0
07:00	0	*	*	*	*	0	*	*	0
08:00	3	*	*	*	*	3	*	*	3 
09:00	0	*	*	*	*	0	*	*	0
10:00	3	*	*	*	*	3	*	*	3 
11:00	2	*	*	*	*	2	*	*	2 
12:00 PM	0	*	*	*	*	0	*	*	0
01:00	5	*	*	*	*	5	*	*	5 
02:00	3	*	*	*	*	3	*	*	3 
03:00	1	*	*	*	*	1	*	*	1 
04:00	2	*	*	*	*	2	*	*	2 
05:00	5	*	*	*	*	5	*	*	5 
06:00	6	*	*	*	*	6	*	*	6 
07:00	0	*	*	*	*	0	*	*	0
08:00	0	*	*	*	*	0	*	*	0
09:00	2	*	*	*	*	2	*	*	2 
10:00	0	*	*	*	*	0	*	*	0
11:00	0	*	*	*	*	0	*	*	0
Day Total	32	1	0	0	0	32	0	0	32
% Avg. WkDay	100.0%	3.1%	0.0%	0.0%	0.0%				
% Avg. Week	100.0%	3.1%	0.0%	0.0%	0.0%	100.0%	0.0%	0.0%	
AM Peak Volume	08:00 3	04:00 1				08:00 3			08:00 3
PM Peak Volume	18:00 6					18:00 6			18:00 6
Grand Total	276	216	318	416	390	458	406	300	442
ADT		ADT 180		AADT 180					