































Site Code: 000002006011
 Station ID:
 JOES BROOK ROAD BARNET
 500 FEET EAST OF BARNET CENTER RD
 Latitude: -999' 0.000 South

Start Time	Mon 12-Jun-06	Tue 13-Jun-06	Wed 14-Jun-06	Thu 15-Jun-06	Fri 16-Jun-06	Average Day	Sat 17-Jun-06	Sun 18-Jun-06	Week Average
12:00 AM	*	*	*	*	*	*	4	1	2 
01:00	*	*	*	*	*	*	0	2	1 
02:00	*	*	*	*	*	*	1	0	0
03:00	*	*	*	*	*	*	1	0	0
04:00	*	*	*	*	*	*	0	0	0
05:00	*	*	*	*	*	*	4	1	2 
06:00	*	*	*	*	*	*	5	6	6 
07:00	*	*	*	*	*	*	24	10	17 
08:00	*	*	*	*	*	*	50	19	34 
09:00	*	*	*	*	*	*	41	32	36 
10:00	*	*	*	*	*	*	32	36	34 
11:00	*	*	*	*	*	*	45	30	38 
12:00 PM	*	*	*	*	*	*	32	45	38 
01:00	*	*	*	*	47	47	39	33	40 
02:00	*	*	*	*	30	30	25	36	30 
03:00	*	*	*	*	35	35	25	46	35 
04:00	*	*	*	*	39	39	38	35	37 
05:00	*	*	*	*	47	47	33	39	40 
06:00	*	*	*	*	31	31	23	34	29 
07:00	*	*	*	*	19	19	23	28	23 
08:00	*	*	*	*	23	23	24	35	27 
09:00	*	*	*	*	21	21	20	15	19 
10:00	*	*	*	*	9	9	16	6	10 
11:00	*	*	*	*	4	4	5	1	3 
Day Total	0	0	0	0	305	305	510	490	501
% Avg. WkDay	0.0%	0.0%	0.0%	0.0%	100.0%				
% Avg. Week	0.0%	0.0%	0.0%	0.0%	60.9%	60.9%	101.8%	97.8%	
AM Peak Volume							08:00 50	10:00 36	11:00 38
PM Peak Volume						13:00 47	13:00 39	15:00 46	13:00 40

Site Code: 000002006011
 Station ID:
 JOES BROOK ROAD BARNET
 500 FEET EAST OF BARNET CENTER RD
 Latitude: -999' 0.000 South

Start Time	Mon 19-Jun-06	Tue 20-Jun-06	Wed 21-Jun-06	Thu 22-Jun-06	Fri 23-Jun-06	Average Day	Sat 24-Jun-06	Sun 25-Jun-06	Week Average
12:00 AM	2	2	1	0	3	2	1	3	2
01:00	0	2	1	2	1	1	1	2	1
02:00	0	0	0	0	2	0	0	1	0
03:00	1	0	0	0	0	0	2	1	1
04:00	3	4	2	2	2	3	1	0	2
05:00	7	10	9	15	9	10	3	3	8
06:00	16	14	13	16	14	15	10	3	12
07:00	37	23	29	27	30	29	12	7	24
08:00	28	25	23	27	32	27	31	17	26
09:00	34	30	32	33	19	30	39	30	31
10:00	31	19	23	23	20	23	60	33	30
11:00	31	22	29	30	32	29	48	37	33
12:00 PM	24	27	20	33	26	26	45	17	27
01:00	28	22	24	31	35	28	41	38	31
02:00	37	47	39	36	33	38	50	31	39
03:00	48	29	47	21	34	36	33	35	35
04:00	42	45	36	37	47	41	30	37	39
05:00	31	25	45	46	45	38	19	30	34
06:00	23	17	30	27	35	26	20	28	26
07:00	17	21	18	19	9	17	21	14	17
08:00	14	12	23	26	8	17	24	19	18
09:00	12	17	15	17	14	15	15	10	14
10:00	4	6	9	14	9	8	6	8	8
11:00	3	9	5	5	10	6	5	2	6
Day Total	473	428	473	487	469	465	517	406	464
% Avg. WkDay	101.7%	92.0%	101.7%	104.7%	100.9%				
% Avg. Week	101.9%	92.2%	101.9%	105.0%	101.1%	100.2%	111.4%	87.5%	
AM Peak	07:00	09:00	09:00	09:00	08:00	09:00	10:00	11:00	11:00
Volume	37	30	32	33	32	30	60	37	33
PM Peak	15:00	14:00	15:00	17:00	16:00	16:00	14:00	13:00	14:00
Volume	48	47	47	46	47	41	50	38	39

Site Code: 000002006011
 Station ID:
 JOES BROOK ROAD BARNET
 500 FEET EAST OF BARNET CENTER RD
 Latitude: -999' 0.000 South

Start Time	Mon 26-Jun-06	Tue 27-Jun-06	Wed 28-Jun-06	Thu 29-Jun-06	Fri 30-Jun-06	Average Day	Sat 01-Jul-06	Sun 02-Jul-06	Week Average
12:00 AM	4	*	*	*	*	4	*	*	4 
01:00	1	*	*	*	*	1	*	*	1 
02:00	0	*	*	*	*	0	*	*	0
03:00	0	*	*	*	*	0	*	*	0
04:00	1	*	*	*	*	1	*	*	1 
05:00	7	*	*	*	*	7	*	*	7 
06:00	20	*	*	*	*	20	*	*	20 
07:00	35	*	*	*	*	35	*	*	35 
08:00	25	*	*	*	*	25	*	*	25 
09:00	28	*	*	*	*	28	*	*	28 
10:00	17	*	*	*	*	17	*	*	17 
11:00	*	*	*	*	*	*	*	*	*
12:00 PM	*	*	*	*	*	*	*	*	*
01:00	*	*	*	*	*	*	*	*	*
02:00	*	*	*	*	*	*	*	*	*
03:00	*	*	*	*	*	*	*	*	*
04:00	*	*	*	*	*	*	*	*	*
05:00	*	*	*	*	*	*	*	*	*
06:00	*	*	*	*	*	*	*	*	*
07:00	*	*	*	*	*	*	*	*	*
08:00	*	*	*	*	*	*	*	*	*
09:00	*	*	*	*	*	*	*	*	*
10:00	*	*	*	*	*	*	*	*	*
11:00	*	*	*	*	*	*	*	*	*
Day Total	138	0	0	0	0	138	0	0	138
% Avg. WkDay	100.0%	0.0%	0.0%	0.0%	0.0%				
% Avg. Week	100.0%	0.0%	0.0%	0.0%	0.0%	100.0%	0.0%	0.0%	
AM Peak	07:00					07:00			07:00
Volume	35					35			35
PM Peak									
Volume									
Grand Total	611	428	473	487	774	908	1027	896	1103
ADT		ADT 473		AADT 473					