























Site Code: 000002006102
 Station ID:
 BURKE HOLLOW ROAD BURKE
 500 FEET EAST OF SCHOOL ST
 Latitude: -999' 0.000 South

Start Time	Mon 05-Jun-06	Tue 06-Jun-06	Wed 07-Jun-06	Thu 08-Jun-06	Fri 09-Jun-06	Average Day	Sat 10-Jun-06	Sun 11-Jun-06	Week Average
12:00 AM	*	*	*	*	*	*	1	2	2 
01:00	*	*	*	*	*	*	0	1	0
02:00	*	*	*	*	*	*	0	3	2 
03:00	*	*	*	*	*	*	0	2	1 
04:00	*	*	*	*	*	*	0	0	0
05:00	*	*	*	*	*	*	3	1	2 
06:00	*	*	*	*	*	*	6	2	4 
07:00	*	*	*	*	*	*	13	6	10 
08:00	*	*	*	*	*	*	43	21	32 
09:00	*	*	*	*	*	*	36	22	29 
10:00	*	*	*	*	*	*	34	25	30 
11:00	*	*	*	*	*	*	40	30	35 
12:00 PM	*	*	*	*	*	*	23	32	28 
01:00	*	*	*	*	31	31	24	14	23 
02:00	*	*	*	*	37	37	21	23	27 
03:00	*	*	*	*	29	29	30	35	31 
04:00	*	*	*	*	29	29	29	20	26 
05:00	*	*	*	*	25	25	19	32	25 
06:00	*	*	*	*	27	27	15	21	21 
07:00	*	*	*	*	20	20	29	23	24 
08:00	*	*	*	*	15	15	20	12	16 
09:00	*	*	*	*	11	11	14	5	10 
10:00	*	*	*	*	4	4	14	1	6 
11:00	*	*	*	*	3	3	6	2	4 
Day Total	0	0	0	0	231	231	420	335	388
% Avg. WkDay	0.0%	0.0%	0.0%	0.0%	100.0%				
% Avg. Week	0.0%	0.0%	0.0%	0.0%	59.5%	59.5%	108.2%	86.3%	
AM Peak Volume							08:00 43	11:00 30	11:00 35
PM Peak Volume					14:00 37	14:00 37	15:00 30	15:00 35	15:00 31

Site Code: 000002006102
 Station ID:
 BURKE HOLLOW ROAD BURKE
 500 FEET EAST OF SCHOOL ST
 Latitude: -999' 0.000 South

Start Time	Mon 12-Jun-06	Tue 13-Jun-06	Wed 14-Jun-06	Thu 15-Jun-06	Fri 16-Jun-06	Average Day	Sat 17-Jun-06	Sun 18-Jun-06	Week Average
12:00 AM	0	1	0	0	1	0	1	1	1
01:00	1	1	0	0	1	1	1	3	1
02:00	2	3	0	1	0	1	0	0	1
03:00	1	0	1	1	0	1	1	2	1
04:00	1	1	1	3	1	1	1	0	1
05:00	2	5	4	7	4	4	0	1	3
06:00	9	15	11	13	13	12	7	4	10
07:00	33	31	18	26	30	28	30	8	25
08:00	19	30	31	19	29	26	37	16	26
09:00	19	17	26	21	27	22	59	18	27
10:00	24	29	27	32	31	29	56	36	34
11:00	41	25	28	19	35	30	66	31	35
12:00 PM	30	32	25	18	23	26	40	41	30
01:00	25	33	19	32	33	28	30	47	31
02:00	33	36	49	41	36	39	38	63	42
03:00	25	41	52	41	42	40	35	45	40
04:00	20	28	45	39	31	33	39	48	36
05:00	30	45	36	18	61	38	28	52	39
06:00	29	34	42	27	30	32	34	27	32
07:00	24	36	23	23	32	28	31	34	29
08:00	9	25	22	26	28	22	15	25	21
09:00	12	12	11	12	13	12	16	12	13
10:00	10	4	5	1	3	5	18	8	7
11:00	3	3	2	1	3	2	4	0	2
Day Total	402	487	478	421	507	460	587	522	487
% Avg. WkDay	87.4%	105.9%	103.9%	91.5%	110.2%				
% Avg. Week	82.5%	100.0%	98.2%	86.4%	104.1%	94.5%	120.5%	107.2%	
AM Peak	11:00	07:00	08:00	10:00	11:00	11:00	11:00	10:00	11:00
Volume	41	31	31	32	35	30	66	36	35
PM Peak	14:00	17:00	15:00	14:00	17:00	15:00	12:00	14:00	14:00
Volume	33	45	52	41	61	40	40	63	42

Site Code: 000002006102
 Station ID:
 BURKE HOLLOW ROAD BURKE
 500 FEET EAST OF SCHOOL ST
 Latitude: -999' 0.000 South

Start Time	Mon 19-Jun-06	Tue 20-Jun-06	Wed 21-Jun-06	Thu 22-Jun-06	Fri 23-Jun-06	Average Day	Sat 24-Jun-06	Sun 25-Jun-06	Week Average
12:00 AM	1	*	*	*	*	1	*	*	1
01:00	0	*	*	*	*	0	*	*	0
02:00	0	*	*	*	*	0	*	*	0
03:00	0	*	*	*	*	0	*	*	0
04:00	0	*	*	*	*	0	*	*	0
05:00	3	*	*	*	*	3	*	*	3
06:00	14	*	*	*	*	14	*	*	14
07:00	16	*	*	*	*	16	*	*	16
08:00	18	*	*	*	*	18	*	*	18
09:00	29	*	*	*	*	29	*	*	29
10:00	14	*	*	*	*	14	*	*	14
11:00	*	*	*	*	*	*	*	*	*
12:00 PM	*	*	*	*	*	*	*	*	*
01:00	*	*	*	*	*	*	*	*	*
02:00	*	*	*	*	*	*	*	*	*
03:00	*	*	*	*	*	*	*	*	*
04:00	*	*	*	*	*	*	*	*	*
05:00	*	*	*	*	*	*	*	*	*
06:00	*	*	*	*	*	*	*	*	*
07:00	*	*	*	*	*	*	*	*	*
08:00	*	*	*	*	*	*	*	*	*
09:00	*	*	*	*	*	*	*	*	*
10:00	*	*	*	*	*	*	*	*	*
11:00	*	*	*	*	*	*	*	*	*
Day Total	95	0	0	0	0	95	0	0	95
% Avg. WkDay	100.0%	0.0%	0.0%	0.0%	0.0%				
% Avg. Week	100.0%	0.0%	0.0%	0.0%	0.0%	100.0%	0.0%	0.0%	
AM Peak Volume	09:00 29					09:00 29			09:00 29
PM Peak Volume									
Grand Total	497	487	478	421	738	786	1007	857	970
ADT		ADT 454		AADT 454					