

























NVDA
 36 Eastern Avenue
 St. Johnsbury
 VT 05819

Site Code: 000000000005
 Station ID:
 US ROUTE 2 DANVILLE
 AT ST JOHNSBURY TL
 Latitude: -999' 0.000 South

Start Time	Mon 16-Jun-03	Tue 17-Jun-03	Wed 18-Jun-03	Thu 19-Jun-03	Fri 20-Jun-03	Average Day	Sat 21-Jun-03	Sun 22-Jun-03	Week Average
12:00 AM	*	*	*	*	*	*	40	45	42 
01:00	*	*	*	*	*	*	28	27	28 
02:00	*	*	*	*	*	*	24	23	24 
03:00	*	*	*	*	*	*	25	17	21 
04:00	*	*	*	*	*	*	14	11	12 
05:00	*	*	*	*	*	*	61	34	48 
06:00	*	*	*	*	*	*	138	76	107 
07:00	*	*	*	*	*	*	227	120	174 
08:00	*	*	*	*	*	*	403	273	338 
09:00	*	*	*	*	*	*	471	407	439 
10:00	*	*	*	*	591	591	639	494	575 
11:00	*	*	*	*	561	561	604	587	584 
12:00 PM	*	*	*	*	590	590	563	595	583 
01:00	*	*	*	*	633	633	554	583	590 
02:00	*	*	*	*	636	636	551	584	590 
03:00	*	*	*	*	697	697	506	593	599 
04:00	*	*	*	*	778	778	468	507	584 
05:00	*	*	*	*	743	743	458	459	553 
06:00	*	*	*	*	554	554	392	416	454 
07:00	*	*	*	*	418	418	281	324	341 
08:00	*	*	*	*	333	333	241	245	273 
09:00	*	*	*	*	245	245	203	168	205 
10:00	*	*	*	*	153	153	166	87	135 
11:00	*	*	*	*	99	99	116	53	89 
Day Total	0	0	0	0	7031	7031	7173	6728	7388
% Avg. WkDay	0.0%	0.0%	0.0%	0.0%	100.0%				
% Avg. Week	0.0%	0.0%	0.0%	0.0%	95.2%	95.2%	97.1%	91.1%	
AM Peak Volume					10:00 591	10:00 591	10:00 639	11:00 587	11:00 584
PM Peak Volume					16:00 778	16:00 778	12:00 563	12:00 595	15:00 599

Site Code: 00000000005
 Station ID:
 US ROUTE 2 DANVILLE
 AT ST JOHNSBURY TL
 Latitude: -999' 0.000 South

Start Time	Mon 23-Jun-03	Tue 24-Jun-03	Wed 25-Jun-03	Thu 26-Jun-03	Fri 27-Jun-03	Average Day	Sat 28-Jun-03	Sun 29-Jun-03	Week Average
12:00 AM	20	20	28	34	59	32	*	*	32
01:00	20	34	14	19	28	23	*	*	23
02:00	23	26	16	33	18	23	*	*	23
03:00	38	24	34	18	37	30	*	*	30
04:00	63	85	72	73	48	68	*	*	68
05:00	189	162	174	169	161	171	*	*	171
06:00	372	386	403	385	396	388	*	*	388
07:00	519	546	544	509	521	528	*	*	528
08:00	506	504	539	544	563	531	*	*	531
09:00	510	534	513	538	*	524	*	*	524
10:00	535	519	497	509	*	515	*	*	515
11:00	558	563	556	594	*	568	*	*	568
12:00 PM	502	523	533	581	*	535	*	*	535
01:00	547	554	509	549	*	540	*	*	540
02:00	555	566	561	583	*	566	*	*	566
03:00	642	599	624	695	*	640	*	*	640
04:00	657	696	665	738	*	689	*	*	689
05:00	653	665	682	662	*	666	*	*	666
06:00	418	386	404	457	*	416	*	*	416
07:00	308	302	347	322	*	320	*	*	320
08:00	239	258	273	273	*	261	*	*	261
09:00	165	189	246	185	*	196	*	*	196
10:00	98	110	110	123	*	110	*	*	110
11:00	64	68	73	97	*	76	*	*	76
Day Total	8201	8319	8417	8690	1831	8416	0	0	8416
% Avg. WkDay	97.4%	98.8%	100.0%	103.3%	21.8%				
% Avg. Week	97.4%	98.8%	100.0%	103.3%	21.8%	100.0%	0.0%	0.0%	
AM Peak	11:00	11:00	11:00	11:00	08:00	11:00			11:00
Volume	558	563	556	594	563	568			568
PM Peak	16:00	16:00	17:00	16:00		16:00			16:00
Volume	657	696	682	738		689			689
Grand Total	8201	8319	8417	8690	8862	15447	7173	6728	15804
ADT		ADT 8,137		AADT 8,137					