

















































NVDA  
 36 Eastern Avenue  
 St. Johnsbury  
 VT 05819

Site Code: 00000000022  
 Station ID:  
 US ROUTE 2 DANVILLE  
 0.00 MILES WEST OF CABOT TL  
 Latitude: -999' 0.000 South

Start Time	Mon 02-Aug-04	Tue 03-Aug-04	Wed 04-Aug-04	Thu 05-Aug-04	Fri 06-Aug-04	Average Day	Sat 07-Aug-04	Sun 08-Aug-04	Week Average
12:00 AM	*	*	*	18	22	20	31	11	20 
01:00	*	*	*	16	22	19	25	28	23 
02:00	*	*	*	26	15	20	16	31	22 
03:00	*	*	*	24	31	28	10	3	17 
04:00	*	*	*	29	37	33	13	10	22 
05:00	*	*	*	91	86	88	52	28	64 
06:00	*	*	*	220	191	206	63	39	128 
07:00	*	*	*	244	246	245	131	96	179 
08:00	*	*	*	234	229	232	232	176	218 
09:00	*	*	*	295	292	294	325	257	292 
10:00	*	*	*	<b>323</b>	<b>331</b>	<b>327</b>	<b>363</b>	319	<b>334</b> 
11:00	*	*	*	305	319	312	335	<b>379</b>	334 
12:00 PM	*	*	*	295	388	342	<b>418</b>	401	376 
01:00	*	*	296	310	419	342	350	382	351 
02:00	*	*	293	349	361	334	397	<b>426</b>	365 
03:00	*	*	332	<b>446</b>	<b>444</b>	<b>407</b>	380	412	<b>403</b> 
04:00	*	*	<b>386</b>	417	415	406	293	409	384 
05:00	*	*	330	396	425	384	296	322	354 
06:00	*	*	225	273	299	266	270	240	261 
07:00	*	*	148	190	239	192	207	205	198 
08:00	*	*	97	148	152	132	150	129	135 
09:00	*	*	84	97	125	102	110	80	99 
10:00	*	*	64	90	82	79	77	53	73 
11:00	*	*	22	74	44	47	48	31	44 
Day Total	0	0	2277	4910	5214	4857	4592	4467	4696
% Avg. WkDay	0.0%	0.0%	46.9%	101.1%	107.4%				
% Avg. Week	0.0%	0.0%	48.5%	104.6%	111.0%	103.4%	97.8%	95.1%	
AM Peak Vol.				10:00 323	10:00 331	10:00 327	10:00 363	11:00 379	10:00 334
PM Peak Vol.			16:00 386	15:00 446	15:00 444	15:00 407	12:00 418	14:00 426	15:00 403

























NVDA  
 36 Eastern Avenue  
 St. Johnsbury  
 VT 05819

Site Code: 00000000022  
 Station ID:  
 US ROUTE 2 DANVILLE  
 0.00 MILES WEST OF CABOT TL  
 Latitude: -999' 0.000 South

Start Time	Mon 09-Aug-04	Tue 10-Aug-04	Wed 11-Aug-04	Thu 12-Aug-04	Fri 13-Aug-04	Average Day	Sat 14-Aug-04	Sun 15-Aug-04	Week Average
12:00 AM	15	15	13	23	36	20	44	71	31 
01:00	17	17	14	21	24	19	23	24	20 
02:00	12	24	12	23	19	18	28	13	19 
03:00	18	25	23	27	30	25	28	7	23 
04:00	36	33	14	35	32	30	24	11	26 
05:00	106	97	91	98	94	97	55	16	80 
06:00	201	222	201	164	164	190	83	31	152 
07:00	229	247	247	257	244	245	120	58	200 
08:00	255	242	276	276	283	266	261	131	246 
09:00	285	286	281	276	285	283	477	229	303 
10:00	276	<b>302</b>	<b>310</b>	290	<b>351</b>	<b>306</b>	<b>489</b>	330	<b>335</b> 
11:00	<b>310</b>	272	272	<b>306</b>	347	301	418	<b>369</b>	328 
12:00 PM	312	271	311	347	397	328	389	354	340 
01:00	274	305	324	319	404	325	<b>395</b>	363	341 
02:00	325	308	268	360	427	338	365	<b>406</b>	351 
03:00	<b>357</b>	323	<b>390</b>	419	<b>455</b>	<b>389</b>	378	377	<b>386</b> 
04:00	357	340	390	<b>432</b>	401	384	374	381	382 
05:00	336	<b>350</b>	322	342	381	346	301	276	330 
06:00	244	196	270	232	275	243	200	222	234 
07:00	147	140	147	172	213	164	203	214	177 
08:00	107	124	130	111	141	123	175	120	130 
09:00	85	78	96	109	90	92	110	59	90 
10:00	55	33	52	55	84	56	75	60	59 
11:00	38	25	41	51	46	40	61	29	42 
Day Total	4397	4275	4495	4745	5223	4628	5076	4151	4625
% Avg. WkDay	95.0%	92.4%	97.1%	102.5%	112.9%				
% Avg. Week	95.1%	92.4%	97.2%	102.6%	112.9%	100.1%	109.8%	89.8%	
AM Peak	11:00	10:00	10:00	11:00	10:00	10:00	10:00	11:00	10:00
Vol.	310	302	310	306	351	306	489	369	335
PM Peak	15:00	17:00	15:00	16:00	15:00	15:00	13:00	14:00	15:00
Vol.	357	350	390	432	455	389	395	406	386

NVDA  
 36 Eastern Avenue  
 St. Johnsbury  
 VT 05819

Site Code: 00000000022  
 Station ID:  
 US ROUTE 2 DANVILLE  
 0.00 MILES WEST OF CABOT TL  
 Latitude: -999' 0.000 South

Start Time	Mon 16-Aug-04	Tue 17-Aug-04	Wed 18-Aug-04	Thu 19-Aug-04	Fri 20-Aug-04	Average Day	Sat 21-Aug-04	Sun 22-Aug-04	Week Average
12:00 AM	24	18	*	*	*	21	*	*	21 
01:00	31	15	*	*	*	23	*	*	23 
02:00	44	16	*	*	*	30	*	*	30 
03:00	52	13	*	*	*	32	*	*	32 
04:00	54	38	*	*	*	46	*	*	46 
05:00	117	92	*	*	*	104	*	*	104 
06:00	178	166	*	*	*	172	*	*	172 
07:00	237	227	*	*	*	232	*	*	232 
08:00	273	<b>250</b>	*	*	*	262	*	*	262 
09:00	292	*	*	*	*	292	*	*	292 
10:00	<b>324</b>	*	*	*	*	<b>324</b>	*	*	<b>324</b> 
11:00	305	*	*	*	*	305	*	*	305 
12:00 PM	316	*	*	*	*	316	*	*	316 
01:00	357	*	*	*	*	357	*	*	357 
02:00	309	*	*	*	*	309	*	*	309 
03:00	<b>380</b>	*	*	*	*	<b>380</b>	*	*	<b>380</b> 
04:00	351	*	*	*	*	351	*	*	351 
05:00	311	*	*	*	*	311	*	*	311 
06:00	215	*	*	*	*	215	*	*	215 
07:00	170	*	*	*	*	170	*	*	170 
08:00	122	*	*	*	*	122	*	*	122 
09:00	100	*	*	*	*	100	*	*	100 
10:00	48	*	*	*	*	48	*	*	48 
11:00	37	*	*	*	*	37	*	*	37 
Day Total	4647	835	0	0	0	4559	0	0	4559
% Avg. WkDay	101.9%	18.3%	0.0%	0.0%	0.0%				
% Avg. Week	101.9%	18.3%	0.0%	0.0%	0.0%	100.0%	0.0%	0.0%	
AM Peak	10:00	08:00				10:00			10:00
Vol.	324	250				324			324
PM Peak	15:00					15:00			15:00
Vol.	380					380			380
Grand Total	9044	5110	6772	9655	10437	14044	9668	8618	13880
ADT		ADT 4,624		AADT 4,624					