

































Site Code: 000002006002
 Station ID:
 MINARD HILL ROAD GROTON
 NORTH OF MT MEAD ROAD
 Latitude: -999' 0.000 South

Start Time	Mon 07-Aug-06	Tue 08-Aug-06	Wed 09-Aug-06	Thu 10-Aug-06	Fri 11-Aug-06	Average Day	Sat 12-Aug-06	Sun 13-Aug-06	Week Average
12:00 AM	*	*	*	*	0	0	5	2	2 
01:00	*	*	*	*	1	1	1	5	2 
02:00	*	*	*	*	2	2	3	1	2 
03:00	*	*	*	*	2	2	1	1	1 
04:00	*	*	*	*	2	2	1	1	1 
05:00	*	*	*	*	22	22	7	5	11 
06:00	*	*	*	*	33	33	21	8	21 
07:00	*	*	*	*	37	37	18	12	22 
08:00	*	*	*	*	31	31	34	23	29 
09:00	*	*	*	*	36	36	42	37	38 
10:00	*	*	*	*	50	50	59	61	57 
11:00	*	*	*	*	49	49	62	59	57 
12:00 PM	*	*	*	*	48	48	60	47	52 
01:00	*	*	*	*	42	42	47	56	48 
02:00	*	*	*	*	54	54	64	63	60 
03:00	*	*	*	59	68	64	55	51	58 
04:00	*	*	*	55	75	65	63	50	61 
05:00	*	*	*	58	77	68	37	34	52 
06:00	*	*	*	57	47	52	50	47	50 
07:00	*	*	*	38	36	37	44	26	36 
08:00	*	*	*	31	16	24	30	29	26 
09:00	*	*	*	10	20	15	32	8	18 
10:00	*	*	*	9	7	8	10	4	8 
11:00	*	*	*	8	18	13	12	3	10 
Day Total	0	0	0	325	773	755	758	633	722
% Avg. WkDay	0.0%	0.0%	0.0%	43.0%	102.4%				
% Avg. Week	0.0%	0.0%	0.0%	45.0%	107.1%	104.6%	105.0%	87.7%	
AM Peak Volume					10:00 50	10:00 50	11:00 62	10:00 61	10:00 57
PM Peak Volume				15:00 59	17:00 77	17:00 68	14:00 64	14:00 63	16:00 61

Site Code: 000002006002
 Station ID:
 MINARD HILL ROAD GROTON
 NORTH OF MT MEAD ROAD
 Latitude: -999' 0.000 South

Start Time	Mon 14-Aug-06	Tue 15-Aug-06	Wed 16-Aug-06	Thu 17-Aug-06	Fri 18-Aug-06	Average Day	Sat 19-Aug-06	Sun 20-Aug-06	Week Average
12:00 AM	1	0	2	1	2	1	2	4	2
01:00	0	1	2	2	8	3	3	2	3
02:00	1	0	1	4	2	2	3	1	2
03:00	2	1	1	2	2	2	0	2	1
04:00	3	2	2	2	1	2	4	2	2
05:00	19	20	20	22	18	20	7	2	15
06:00	44	30	37	42	37	38	15	5	30
07:00	35	27	34	40	36	34	31	17	31
08:00	43	32	36	42	36	38	35	28	36
09:00	46	32	48	38	40	41	44	36	41
10:00	33	37	38	41	39	38	61	36	41
11:00	31	31	37	32	38	34	79	40	41
12:00 PM	31	22	39	45	32	34	61	51	40
01:00	37	33	28	42	38	36	59	36	39
02:00	46	47	50	34	45	44	54	37	45
03:00	51	38	45	38	61	47	52	45	47
04:00	52	44	56	47	63	52	61	39	52
05:00	62	52	47	59	53	55	35	35	49
06:00	46	36	38	40	51	42	41	27	40
07:00	32	32	33	29	36	32	29	25	31
08:00	25	20	20	27	31	25	22	16	23
09:00	17	15	8	6	17	13	14	16	13
10:00	4	8	11	13	10	9	12	7	9
11:00	7	9	3	8	14	8	4	5	7
Day Total	668	569	636	656	710	650	728	514	640
% Avg. WkDay	102.8%	87.5%	97.8%	100.9%	109.2%				
% Avg. Week	104.4%	88.9%	99.4%	102.5%	110.9%	101.6%	113.8%	80.3%	
AM Peak	09:00	10:00	09:00	06:00	09:00	09:00	11:00	11:00	09:00
Volume	46	37	48	42	40	41	79	40	41
PM Peak	17:00	17:00	16:00	17:00	16:00	17:00	12:00	12:00	16:00
Volume	62	52	56	59	63	55	61	51	52

Site Code: 000002006002
 Station ID:
 MINARD HILL ROAD GROTON
 NORTH OF MT MEAD ROAD
 Latitude: -999' 0.000 South

Start Time	Mon 21-Aug-06	Tue 22-Aug-06	Wed 23-Aug-06	Thu 24-Aug-06	Fri 25-Aug-06	Average Day	Sat 26-Aug-06	Sun 27-Aug-06	Week Average
12:00 AM	2	*	*	*	*	2	*	*	2 
01:00	2	*	*	*	*	2	*	*	2 
02:00	1	*	*	*	*	1	*	*	1 
03:00	1	*	*	*	*	1	*	*	1 
04:00	1	*	*	*	*	1	*	*	1 
05:00	22	*	*	*	*	22	*	*	22 
06:00	29	*	*	*	*	29	*	*	29 
07:00	36	*	*	*	*	36	*	*	36 
08:00	*	*	*	*	*	*	*	*	*
09:00	*	*	*	*	*	*	*	*	*
10:00	*	*	*	*	*	*	*	*	*
11:00	*	*	*	*	*	*	*	*	*
12:00 PM	*	*	*	*	*	*	*	*	*
01:00	*	*	*	*	*	*	*	*	*
02:00	*	*	*	*	*	*	*	*	*
03:00	*	*	*	*	*	*	*	*	*
04:00	*	*	*	*	*	*	*	*	*
05:00	*	*	*	*	*	*	*	*	*
06:00	*	*	*	*	*	*	*	*	*
07:00	*	*	*	*	*	*	*	*	*
08:00	*	*	*	*	*	*	*	*	*
09:00	*	*	*	*	*	*	*	*	*
10:00	*	*	*	*	*	*	*	*	*
11:00	*	*	*	*	*	*	*	*	*
Day Total	94	0	0	0	0	94	0	0	94
% Avg. WkDay	100.0%	0.0%	0.0%	0.0%	0.0%				
% Avg. Week	100.0%	0.0%	0.0%	0.0%	0.0%	100.0%	0.0%	0.0%	
AM Peak	07:00					07:00			07:00
Volume	36					36			36
PM Peak									
Volume									
Grand Total	762	569	636	981	1483	1499	1486	1147	1456
ADT		ADT 660		AADT 660					