

















































NVDA  
 36 Eastern Avenue  
 St. Johnsbury  
 VT 05819

Site Code: 00000000042  
 Station ID:  
 VT ROUTE 15 HARDWICK  
 0.1 MILES NORTH OF GRANITE STREET  
 Latitude: -999' 0.000 South

Start Time	Mon 19-Jul-04	Tue 20-Jul-04	Wed 21-Jul-04	Thu 22-Jul-04	Fri 23-Jul-04	Average Day	Sat 24-Jul-04	Sun 25-Jul-04	Week Average
12:00 AM	*	20	20	33	24	24	40	39	29 
01:00	*	20	19	18	12	17	21	32	20 
02:00	*	14	15	15	25	17	28	14	18 
03:00	*	24	26	29	29	27	15	17	23 
04:00	*	78	56	77	55	66	45	19	55 
05:00	*	237	232	228	209	226	88	60	176 
06:00	*	480	433	478	393	446	156	103	340 
07:00	*	589	533	563	517	550	332	204	456 
08:00	*	671	662	605	621	640	575	336	578 
09:00	*	689	642	663	655	662	742	536	654 
10:00	*	719	<b>725</b>	<b>707</b>	<b>756</b>	<b>727</b>	818	617	<b>724</b> 
11:00	*	<b>729</b>	675	641	746	698	<b>853</b>	<b>636</b>	713 
12:00 PM	*	825	753	724	871	793	<b>819</b>	<b>788</b>	797 
01:00	*	742	689	776	787	748	715	672	730 
02:00	*	733	740	772	868	778	616	715	741 
03:00	863	897	790	829	948	865	663	735	818 
04:00	<b>864</b>	<b>935</b>	<b>884</b>	<b>854</b>	<b>1037</b>	<b>915</b>	638	723	<b>848</b> 
05:00	862	732	826	786	907	823	616	600	761 
06:00	628	549	664	617	627	617	477	567	590 
07:00	486	411	498	458	529	476	409	464	465 
08:00	345	379	434	388	364	382	363	372	378 
09:00	226	240	269	272	225	246	259	240	247 
10:00	72	109	116	136	131	113	158	128	121 
11:00	71	55	79	94	86	77	95	73	79 
Day Total	4417	10877	10780	10763	11422	10933	9541	8690	10361
% Avg. WkDay	40.4%	99.5%	98.6%	98.4%	104.5%				
% Avg. Week	42.6%	105.0%	104.0%	103.9%	110.2%	105.5%	92.1%	83.9%	
AM Peak Vol.		11:00 729	10:00 725	10:00 707	10:00 756	10:00 727	11:00 853	11:00 636	10:00 724
PM Peak Vol.	16:00 864	16:00 935	16:00 884	16:00 854	16:00 1037	16:00 915	12:00 819	12:00 788	16:00 848

NVDA  
 36 Eastern Avenue  
 St. Johnsbury  
 VT 05819

Site Code: 00000000042  
 Station ID:  
 VT ROUTE 15 HARDWICK  
 0.1 MILES NORTH OF GRANITE STREET  
 Latitude: -999' 0.000 South

Start Time	Mon 26-Jul-04	Tue 27-Jul-04	Wed 28-Jul-04	Thu 29-Jul-04	Fri 30-Jul-04	Average Day	Sat 31-Jul-04	Sun 01-Aug-04	Week Average
12:00 AM	32	14	*	*	*	23	*	*	23 
01:00	15	10	*	*	*	12	*	*	12 
02:00	8	29	*	*	*	18	*	*	18 
03:00	23	28	*	*	*	26	*	*	26 
04:00	64	53	*	*	*	58	*	*	58 
05:00	218	207	*	*	*	212	*	*	212 
06:00	426	431	*	*	*	428	*	*	428 
07:00	525	564	*	*	*	544	*	*	544 
08:00	618	624	*	*	*	621	*	*	621 
09:00	664	594	*	*	*	629	*	*	629 
10:00	<b>759</b>	<b>643</b>	*	*	*	<b>701</b>	*	*	<b>701</b> 
11:00	676	*	*	*	*	676	*	*	676 
12:00 PM	853	*	*	*	*	853	*	*	853 
01:00	675	*	*	*	*	675	*	*	675 
02:00	746	*	*	*	*	746	*	*	746 
03:00	825	*	*	*	*	825	*	*	825 
04:00	<b>895</b>	*	*	*	*	<b>895</b>	*	*	<b>895</b> 
05:00	765	*	*	*	*	765	*	*	765 
06:00	592	*	*	*	*	592	*	*	592 
07:00	379	*	*	*	*	379	*	*	379 
08:00	288	*	*	*	*	288	*	*	288 
09:00	181	*	*	*	*	181	*	*	181 
10:00	80	*	*	*	*	80	*	*	80 
11:00	34	*	*	*	*	34	*	*	34 
Day Total	10341	3197	0	0	0	10261	0	0	10261
% Avg. WkDay	100.8%	31.2%	0.0%	0.0%	0.0%				
% Avg. Week	100.8%	31.2%	0.0%	0.0%	0.0%	100.0%	0.0%	0.0%	
AM Peak	10:00	10:00				10:00			10:00
Vol.	759	643				701			701
PM Peak	16:00					16:00			16:00
Vol.	895					895			895
Grand Total	14758	14074	10780	10763	11422	21194	9541	8690	20622
ADT		ADT 10,226		AADT 10,226					