

















































NVDA
 36 Eastern Avenue
 St. Johnsbury
 VT 05819

Site Code: 00000000075
 Station ID:
 VT ROUTE 100 LOWELL
 AT EDEN TL
 Latitude: -999' 0.000 South

| Start Time | Mon 23-Jun-03 | Tue 24-Jun-03 | Wed 25-Jun-03 | Thu 26-Jun-03 | Fri 27-Jun-03 | Average Day | Sat 28-Jun-03 | Sun 29-Jun-03 | Week Average |
|-----------------|------------------|------------------|------------------|------------------|------------------|----------------|------------------|------------------|--|
| 12:00 AM | * | * | * | * | * | * | 12 | 18 | 15  |
| 01:00 | * | * | * | * | * | * | 8 | 17 | 12  |
| 02:00 | * | * | * | * | * | * | 4 | 3 | 4  |
| 03:00 | * | * | * | * | * | * | 9 | 4 | 6  |
| 04:00 | * | * | * | * | * | * | 13 | 11 | 12  |
| 05:00 | * | * | * | * | * | * | 26 | 26 | 26  |
| 06:00 | * | * | * | * | * | * | 87 | 23 | 55  |
| 07:00 | * | * | * | * | * | * | 98 | 66 | 82  |
| 08:00 | * | * | * | * | * | * | 145 | 87 | 116  |
| 09:00 | * | * | * | * | * | * | 190 | 129 | 160  |
| 10:00 | * | * | * | * | * | * | 179 | 170 | 174  |
| 11:00 | * | * | * | * | 162 | 162 | 207 | 210 | 193  |
| 12:00 PM | * | * | * | * | 201 | 201 | 224 | 175 | 200  |
| 01:00 | * | * | * | * | 170 | 170 | 209 | 188 | 189  |
| 02:00 | * | * | * | * | 178 | 178 | 192 | 203 | 191  |
| 03:00 | * | * | * | * | 232 | 232 | 174 | 208 | 205  |
| 04:00 | * | * | * | * | 221 | 221 | 181 | 208 | 203  |
| 05:00 | * | * | * | * | 209 | 209 | 172 | 184 | 188  |
| 06:00 | * | * | * | * | 191 | 191 | 148 | 175 | 171  |
| 07:00 | * | * | * | * | 167 | 167 | 128 | 127 | 141  |
| 08:00 | * | * | * | * | 95 | 95 | 90 | 98 | 94  |
| 09:00 | * | * | * | * | 82 | 82 | 100 | 47 | 76  |
| 10:00 | * | * | * | * | 52 | 52 | 47 | 18 | 39  |
| 11:00 | * | * | * | * | 22 | 22 | 38 | 8 | 23  |
| Day Total | 0 | 0 | 0 | 0 | 1982 | 1982 | 2681 | 2403 | 2575 |
| % Avg. WkDay | 0.0% | 0.0% | 0.0% | 0.0% | 100.0% | | | | |
| % Avg. Week | 0.0% | 0.0% | 0.0% | 0.0% | 77.0% | 77.0% | 104.1% | 93.3% | |
| AM Peak Vol. | | | | | 11:00 162 | 11:00 162 | 11:00 207 | 11:00 210 | 11:00 193 |
| PM Peak Vol. | | | | | 15:00 232 | 15:00 232 | 12:00 224 | 15:00 208 | 15:00 205 |











NVDA
 36 Eastern Avenue
 St. Johnsbury
 VT 05819

Site Code: 00000000075
 Station ID:
 VT ROUTE 100 LOWELL
 AT EDEN TL
 Latitude: -999' 0.000 South

| Start Time | Mon 30-Jun-03 | Tue 01-Jul-03 | Wed 02-Jul-03 | Thu 03-Jul-03 | Fri 04-Jul-03 | Average Day | Sat 05-Jul-03 | Sun 06-Jul-03 | Week Average |
|-----------------|------------------|------------------|------------------|------------------|------------------|----------------|------------------|------------------|--|
| 12:00 AM | 8 | 10 | 15 | 12 | 34 | 16 | 20 | 15 | 16  |
| 01:00 | 5 | 2 | 13 | 8 | 21 | 10 | 4 | 8 | 9  |
| 02:00 | 4 | 8 | 4 | 4 | 4 | 5 | 2 | 14 | 6  |
| 03:00 | 6 | 7 | 7 | 3 | 3 | 5 | 7 | 12 | 6  |
| 04:00 | 39 | 30 | 18 | 37 | 9 | 27 | 5 | 5 | 20  |
| 05:00 | 125 | 123 | 123 | 111 | 35 | 103 | 28 | 20 | 81  |
| 06:00 | 124 | 126 | 162 | 136 | 43 | 118 | 46 | 43 | 97  |
| 07:00 | 172 | 157 | 174 | 145 | 65 | 143 | 74 | 77 | 123  |
| 08:00 | 136 | 130 | 152 | 150 | 88 | 131 | 118 | 118 | 127  |
| 09:00 | 157 | 164 | 150 | 144 | 120 | 147 | 158 | 159 | 150  |
| 10:00 | 169 | 172 | 207 | 178 | 158 | 177 | 235 | 220 | 191  |
| 11:00 | 179 | 173 | 197 | 204 | 187 | 188 | 208 | 253 | 200  |
| 12:00 PM | 177 | 144 | 186 | 188 | 143 | 168 | 212 | 267 | 188  |
| 01:00 | 165 | 159 | 221 | 216 | 179 | 188 | 198 | 222 | 194  |
| 02:00 | 177 | 172 | 184 | 211 | 157 | 180 | 183 | 263 | 192  |
| 03:00 | 198 | 173 | 206 | 230 | 179 | 197 | 182 | 280 | 207  |
| 04:00 | 208 | 217 | 222 | 242 | 176 | 213 | 203 | 252 | 217  |
| 05:00 | 194 | 221 | 189 | 280 | 161 | 209 | 157 | 237 | 206  |
| 06:00 | 144 | 171 | 167 | 192 | 130 | 161 | 162 | 214 | 169  |
| 07:00 | 84 | 101 | 101 | 142 | 121 | 110 | 144 | 166 | 123  |
| 08:00 | 61 | 100 | 68 | 97 | 105 | 86 | 134 | 122 | 98  |
| 09:00 | 48 | 57 | 78 | 62 | 58 | 61 | 88 | 74 | 66  |
| 10:00 | 33 | 36 | 32 | 39 | 61 | 40 | 61 | 37 | 43  |
| 11:00 | 13 | 22 | 26 | 34 | 58 | 31 | 24 | 17 | 28  |
| Day Total | 2626 | 2675 | 2902 | 3065 | 2295 | 2714 | 2653 | 3095 | 2757 |
| % Avg. WkDay | 96.8% | 98.6% | 106.9% | 112.9% | 84.6% | | | | |
| % Avg. Week | 95.2% | 97.0% | 105.3% | 111.2% | 83.2% | 98.4% | 96.2% | 112.3% | |
| AM Peak | 11:00 | 11:00 | 10:00 | 11:00 | 11:00 | 11:00 | 10:00 | 11:00 | 11:00 |
| Vol. | 179 | 173 | 207 | 204 | 187 | 188 | 235 | 253 | 200 |
| PM Peak | 16:00 | 17:00 | 16:00 | 17:00 | 13:00 | 16:00 | 12:00 | 15:00 | 16:00 |
| Vol. | 208 | 221 | 222 | 280 | 179 | 213 | 212 | 280 | 217 |

NVDA
 36 Eastern Avenue
 St. Johnsbury
 VT 05819

Site Code: 00000000075
 Station ID:
 VT ROUTE 100 LOWELL
 AT EDEN TL
 Latitude: -999' 0.000 South

| Start Time | Mon 07-Jul-03 | Tue 08-Jul-03 | Wed 09-Jul-03 | Thu 10-Jul-03 | Fri 11-Jul-03 | Average Day | Sat 12-Jul-03 | Sun 13-Jul-03 | Week Average |
|--------------|------------------|------------------|------------------|------------------|------------------|----------------|------------------|------------------|--|
| 12:00 AM | 8 | * | * | * | * | 8 | * | * | 8  |
| 01:00 | 6 | * | * | * | * | 6 | * | * | 6  |
| 02:00 | 5 | * | * | * | * | 5 | * | * | 5  |
| 03:00 | 7 | * | * | * | * | 7 | * | * | 7  |
| 04:00 | 18 | * | * | * | * | 18 | * | * | 18  |
| 05:00 | 140 | * | * | * | * | 140 | * | * | 140  |
| 06:00 | 131 | * | * | * | * | 131 | * | * | 131  |
| 07:00 | 150 | * | * | * | * | 150 | * | * | 150  |
| 08:00 | 133 | * | * | * | * | 133 | * | * | 133  |
| 09:00 | 154 | * | * | * | * | 154 | * | * | 154  |
| 10:00 | * | * | * | * | * | * | * | * | * |
| 11:00 | * | * | * | * | * | * | * | * | * |
| 12:00 PM | * | * | * | * | * | * | * | * | * |
| 01:00 | * | * | * | * | * | * | * | * | * |
| 02:00 | * | * | * | * | * | * | * | * | * |
| 03:00 | * | * | * | * | * | * | * | * | * |
| 04:00 | * | * | * | * | * | * | * | * | * |
| 05:00 | * | * | * | * | * | * | * | * | * |
| 06:00 | * | * | * | * | * | * | * | * | * |
| 07:00 | * | * | * | * | * | * | * | * | * |
| 08:00 | * | * | * | * | * | * | * | * | * |
| 09:00 | * | * | * | * | * | * | * | * | * |
| 10:00 | * | * | * | * | * | * | * | * | * |
| 11:00 | * | * | * | * | * | * | * | * | * |
| Day Total | 752 | 0 | 0 | 0 | 0 | 752 | 0 | 0 | 752 |
| % Avg. WkDay | 100.0% | 0.0% | 0.0% | 0.0% | 0.0% | | | | |
| % Avg. Week | 100.0% | 0.0% | 0.0% | 0.0% | 0.0% | 100.0% | 0.0% | 0.0% | |
| AM Peak | 09:00 | | | | | 09:00 | | | 09:00 |
| Vol. | 154 | | | | | 154 | | | 154 |
| PM Peak | | | | | | | | | |
| Vol. | | | | | | | | | |
| Grand Total | 3378 | 2675 | 2902 | 3065 | 4277 | 5448 | 5334 | 5498 | 6084 |
| ADT | | ADT 2,727 | | AADT 2,727 | | | | | |