

















































NVDA
 36 Eastern Avenue
 St. Johnsbury
 VT 05819

Site Code: 00000000050
 Station ID:
 US ROUTE 2 LUNENBURG
 WEST OF LUNENBURG ROAD
 Latitude: -999' 0.000 South

Start Time	Mon 23-Jun-03	Tue 24-Jun-03	Wed 25-Jun-03	Thu 26-Jun-03	Fri 27-Jun-03	Average Day	Sat 28-Jun-03	Sun 29-Jun-03	Week Average
12:00 AM	*	*	*	*	31	31	21	24	25 
01:00	*	*	*	*	14	14	26	15	18 
02:00	*	*	*	*	8	8	26	6	13 
03:00	*	*	*	*	14	14	3	3	7 
04:00	*	*	*	*	42	42	15	4	20 
05:00	*	*	*	*	62	62	36	28	42 
06:00	*	*	*	*	166	166	89	45	100 
07:00	*	*	*	*	163	163	107	96	122 
08:00	*	*	*	*	190	190	192	136	173 
09:00	*	*	*	*	280	280	266	216	254 
10:00	*	*	*	*	300	300	332	295	309 
11:00	*	*	*	*	326	326	315	331	324 
12:00 PM	*	*	*	*	296	296	306	323	308 
01:00	*	*	*	*	328	328	280	331	313 
02:00	*	*	*	282	342	312	333	348	326 
03:00	*	*	*	279	341	310	311	337	317 
04:00	*	*	*	247	319	283	272	307	286 
05:00	*	*	*	266	294	280	224	288	268 
06:00	*	*	*	185	256	220	170	224	209 
07:00	*	*	*	161	214	188	177	157	177 
08:00	*	*	*	110	159	134	94	151	128 
09:00	*	*	*	71	109	90	78	74	83 
10:00	*	*	*	46	68	57	69	38	55 
11:00	*	*	*	33	47	40	98	42	55 
Day Total	0	0	0	1680	4369	4134	3840	3819	3932
% Avg. WkDay	0.0%	0.0%	0.0%	40.6%	105.7%				
% Avg. Week	0.0%	0.0%	0.0%	42.7%	111.1%	105.1%	97.7%	97.1%	
AM Peak Volume					11:00 326	11:00 326	10:00 332	11:00 331	11:00 324
PM Peak Volume				14:00 282	14:00 342	13:00 328	14:00 333	14:00 348	14:00 326

NVDA
 36 Eastern Avenue
 St. Johnsbury
 VT 05819

Site Code: 00000000050
 Station ID:
 US ROUTE 2 LUNENBURG
 WEST OF LUNENBURG ROAD
 Latitude: -999' 0.000 South

Start Time	Mon 30-Jun-03	Tue 01-Jul-03	Wed 02-Jul-03	Thu 03-Jul-03	Fri 04-Jul-03	Average Day	Sat 05-Jul-03	Sun 06-Jul-03	Week Average
12:00 AM	13	13	19	22	*	17	*	*	17 
01:00	24	12	26	31	*	23	*	*	23 
02:00	14	24	16	12	*	16	*	*	16 
03:00	26	29	27	18	*	25	*	*	25 
04:00	45	35	25	53	*	40	*	*	40 
05:00	64	93	72	79	*	77	*	*	77 
06:00	169	154	138	155	*	154	*	*	154 
07:00	163	165	193	184	*	176	*	*	176 
08:00	193	202	190	204	*	197	*	*	197 
09:00	266	258	211	279	*	254	*	*	254 
10:00	278	287	319	300	*	296	*	*	296 
11:00	288	300	322	373	*	321	*	*	321 
12:00 PM	270	251	271	*	*	264	*	*	264 
01:00	288	273	289	*	*	283	*	*	283 
02:00	341	277	273	*	*	297	*	*	297 
03:00	293	291	262	*	*	282	*	*	282 
04:00	312	294	267	*	*	291	*	*	291 
05:00	251	256	279	*	*	262	*	*	262 
06:00	203	228	246	*	*	226	*	*	226 
07:00	166	118	168	*	*	151	*	*	151 
08:00	131	110	140	*	*	127	*	*	127 
09:00	74	87	99	*	*	87	*	*	87 
10:00	46	55	57	*	*	53	*	*	53 
11:00	33	38	38	*	*	36	*	*	36 
Day Total	3951	3850	3947	1710	0	3955	0	0	3955
% Avg. WkDay	99.9%	97.3%	99.8%	43.2%	0.0%				
% Avg. Week	99.9%	97.3%	99.8%	43.2%	0.0%	100.0%	0.0%	0.0%	
AM Peak	11:00	11:00	11:00	11:00		11:00			11:00
Volume	288	300	322	373		321			321
PM Peak	14:00	16:00	13:00			14:00			14:00
Volume	341	294	289			297			297
Grand Total	3951	3850	3947	3390	4369	8089	3840	3819	7887
ADT		ADT 3,954		AADT 3,954					