
























NVDA
 36 Eastern Avenue
 St. Johnsbury
 VT 05819

Site Code: 00000000076
 Station ID:
 US ROUTE 5 LYNDON
 NORTH OF INDUSTRIAL PARKWAY
 Latitude: -999' 0.000 South

Start Time	Mon 16-Jul-01	Tue 17-Jul-01	Wed 18-Jul-01	Thu 19-Jul-01	Fri 20-Jul-01	Average Day	Sat 21-Jul-01	Sun 22-Jul-01	Week Average
12:00 AM	*	*	*	*	*	*	14	15	14 
01:00	*	*	*	*	*	*	9	8	8 
02:00	*	*	*	*	*	*	6	7	6 
03:00	*	*	*	*	*	*	14	4	9 
04:00	*	*	*	*	*	*	18	4	11 
05:00	*	*	*	*	*	*	22	12	17 
06:00	*	*	*	*	*	*	42	20	31 
07:00	*	*	*	*	*	*	74	44	59 
08:00	*	*	*	*	*	*	274	91	182 
09:00	*	*	*	*	*	*	470	359	414 
10:00	*	*	*	*	*	*	465	396	430 
11:00	*	*	*	*	264	264	146	428	279 
12:00 PM	*	*	*	*	150	150	358	443	317 
01:00	*	*	*	*	141	141	458	430	343 
02:00	*	*	*	*	60	60	420	416	299 
03:00	*	*	*	*	284	284	358	402	348 
04:00	*	*	*	*	23	23	349	412	261 
05:00	*	*	*	*	234	234	338	246	273 
06:00	*	*	*	*	428	428	186	202	272 
07:00	*	*	*	*	398	398	102	174	225 
08:00	*	*	*	*	300	300	92	146	179 
09:00	*	*	*	*	84	84	70	52	69 
10:00	*	*	*	*	54	54	51	32	46 
11:00	*	*	*	*	34	34	26	19	26 
Day Total	0	0	0	0	2454	2454	4362	4362	4118
% Avg. WkDay	0.0%	0.0%	0.0%	0.0%	100.0%				
% Avg. Week	0.0%	0.0%	0.0%	0.0%	59.6%	59.6%	105.9%	105.9%	
AM Peak Vol.					11:00 264	11:00 264	09:00 470	11:00 428	10:00 430
PM Peak Vol.					18:00 428	18:00 428	13:00 458	12:00 443	15:00 348

NVDA
 36 Eastern Avenue
 St. Johnsbury
 VT 05819

Site Code: 00000000076
 Station ID:
 US ROUTE 5 LYNDON
 NORTH OF INDUSTRIAL PARKWAY
 Latitude: -999' 0.000 South

Start Time	Mon 23-Jul-01	Tue 24-Jul-01	Wed 25-Jul-01	Thu 26-Jul-01	Fri 27-Jul-01	Average Day	Sat 28-Jul-01	Sun 29-Jul-01	Week Average
12:00 AM	10	8	12	13	6	10	*	*	10
01:00	2	9	10	16	13	10	*	*	10
02:00	6	23	20	28	19	19	*	*	19
03:00	15	32	28	28	28	26	*	*	26
04:00	30	42	84	42	36	47	*	*	47
05:00	244	270	236	239	242	246	*	*	246
06:00	276	337	425	355	419	362	*	*	362
07:00	344	344	344	350	352	347	*	*	347
08:00	419	416	432	420	416	421	*	*	421
09:00	456	442	448	450	*	449	*	*	449
10:00	470	456	460	485	*	468	*	*	468
11:00	356	250	376	330	*	328	*	*	328
12:00 PM	294	363	298	234	*	297	*	*	297
01:00	474	361	460	382	*	419	*	*	419
02:00	356	252	145	286	*	260	*	*	260
03:00	50	181	127	140	*	124	*	*	124
04:00	369	330	148	332	*	295	*	*	295
05:00	352	348	396	220	*	329	*	*	329
06:00	306	416	422	420	*	391	*	*	391
07:00	238	254	248	358	*	274	*	*	274
08:00	169	256	205	210	*	210	*	*	210
09:00	74	86	180	77	*	104	*	*	104
10:00	34	31	37	40	*	36	*	*	36
11:00	20	23	28	26	*	24	*	*	24
Day Total	5364	5530	5569	5481	1531	5496	0	0	5496
% Avg. WkDay	97.6%	100.6%	101.3%	99.7%	27.9%				
% Avg. Week	97.6%	100.6%	101.3%	99.7%	27.9%	100.0%	0.0%	0.0%	
AM Peak	10:00	10:00	10:00	10:00	06:00	10:00			10:00
Vol.	470	456	460	485	419	468			468
PM Peak	13:00	18:00	13:00	18:00		13:00			13:00
Vol.	474	416	460	420		419			419
Grand Total	5364	5530	5569	5481	3985	7950	4362	4362	9614
ADT		ADT 5,010		AADT 5,010					