

















































NVDA
 36 Eastern Avenue
 St. Johnsbury
 VT 05819

Site Code: 000005170109
 Station ID:
 VT ROUTE 122A LYNDONVILLE
 EAST OF CENTER STREET
 Latitude: -999' 0.000 South

| Start Time | Mon 14-May-01 | Tue 15-May-01 | Wed 16-May-01 | Thu 17-May-01 | Fri 18-May-01 | Average Day | Sat 19-May-01 | Sun 20-May-01 | Week Average |
|-----------------|------------------|------------------|------------------|------------------|------------------|----------------|------------------|------------------|--|
| 12:00 AM | * | * | * | * | 23 | 23 | 39 | 36 | 33  |
| 01:00 | * | * | * | * | 19 | 19 | 21 | 34 | 25  |
| 02:00 | * | * | * | * | 16 | 16 | 17 | 15 | 16  |
| 03:00 | * | * | * | * | 15 | 15 | 19 | 10 | 15  |
| 04:00 | * | * | * | * | 46 | 46 | 28 | 18 | 31  |
| 05:00 | * | * | * | * | 112 | 112 | 40 | 22 | 58  |
| 06:00 | * | * | * | * | 246 | 246 | 99 | 56 | 134  |
| 07:00 | * | * | * | * | 378 | 378 | 178 | 120 | 225  |
| 08:00 | * | * | * | * | 328 | 328 | 260 | 204 | 264  |
| 09:00 | * | * | * | * | 313 | 313 | 380 | 320 | 338  |
| 10:00 | * | * | * | * | 311 | 311 | 470 | 373 | 385  |
| 11:00 | * | * | * | * | 367 | 367 | 448 | 390 | 402  |
| 12:00 PM | * | * | * | * | 365 | 365 | 455 | 381 | 400  |
| 01:00 | * | * | * | * | 336 | 336 | 380 | 403 | 373  |
| 02:00 | * | * | * | 412 | 439 | 426 | 385 | 395 | 408  |
| 03:00 | * | * | * | 473 | 512 | 492 | 415 | 416 | 454  |
| 04:00 | * | * | * | 499 | 505 | 502 | 363 | 400 | 442  |
| 05:00 | * | * | * | 451 | 466 | 458 | 356 | 361 | 408  |
| 06:00 | * | * | * | 358 | 373 | 366 | 321 | 331 | 346  |
| 07:00 | * | * | * | 260 | 310 | 285 | 263 | 263 | 274  |
| 08:00 | * | * | * | 233 | 225 | 229 | 250 | 214 | 230  |
| 09:00 | * | * | * | 140 | 166 | 153 | 184 | 131 | 155  |
| 10:00 | * | * | * | 76 | 122 | 99 | 156 | 68 | 106  |
| 11:00 | * | * | * | 40 | 78 | 59 | 88 | 30 | 59  |
| Day Total | 0 | 0 | 0 | 2942 | 6071 | 5944 | 5615 | 4991 | 5581 |
| % Avg. WkDay | 0.0% | 0.0% | 0.0% | 49.5% | 102.1% | | | | |
| % Avg. Week | 0.0% | 0.0% | 0.0% | 52.7% | 108.8% | 106.5% | 100.6% | 89.4% | |
| AM Peak Vol. | | | | | 07:00 378 | 07:00 378 | 10:00 470 | 11:00 390 | 11:00 402 |
| PM Peak Vol. | | | | 16:00 499 | 15:00 512 | 16:00 502 | 12:00 455 | 15:00 416 | 15:00 454 |

NVDA
 36 Eastern Avenue
 St. Johnsbury
 VT 05819

Site Code: 000005170109
 Station ID:
 VT ROUTE 122A LYNDONVILLE
 EAST OF CENTER STREET
 Latitude: -999' 0.000 South

| Start Time | Mon 21-May-01 | Tue 22-May-01 | Wed 23-May-01 | Thu 24-May-01 | Fri 25-May-01 | Average Day | Sat 26-May-01 | Sun 27-May-01 | Week Average |
|-----------------|------------------|------------------|------------------|------------------|------------------|----------------|------------------|------------------|--|
| 12:00 AM | 12 | 19 | 20 | 19 | 38 | 22 | * | * | 22  |
| 01:00 | 7 | 12 | 13 | 23 | 19 | 15 | * | * | 15  |
| 02:00 | 8 | 13 | 15 | 17 | 16 | 14 | * | * | 14  |
| 03:00 | 15 | 22 | 16 | 21 | 16 | 18 | * | * | 18  |
| 04:00 | 46 | 51 | 50 | 52 | 56 | 51 | * | * | 51  |
| 05:00 | 118 | 105 | 118 | 120 | 103 | 113 | * | * | 113  |
| 06:00 | 264 | 249 | 255 | 243 | 240 | 250 | * | * | 250  |
| 07:00 | 375 | 359 | 393 | 396 | 387 | 382 | * | * | 382  |
| 08:00 | 333 | 320 | 332 | 315 | 376 | 335 | * | * | 335  |
| 09:00 | 305 | 264 | 325 | 256 | 344 | 299 | * | * | 299  |
| 10:00 | 294 | 266 | 287 | 262 | 364 | 295 | * | * | 295  |
| 11:00 | 316 | 278 | 313 | 299 | 358 | 313 | * | * | 313  |
| 12:00 PM | 347 | 322 | 347 | 331 | * | 337 | * | * | 337  |
| 01:00 | 317 | 317 | 315 | 332 | * | 320 | * | * | 320  |
| 02:00 | 428 | 405 | 418 | 400 | * | 413 | * | * | 413  |
| 03:00 | 441 | 422 | 471 | 440 | * | 444 | * | * | 444  |
| 04:00 | 490 | 505 | 507 | 498 | * | 500 | * | * | 500  |
| 05:00 | 440 | 452 | 409 | 444 | * | 436 | * | * | 436  |
| 06:00 | 323 | 289 | 321 | 344 | * | 319 | * | * | 319  |
| 07:00 | 284 | 304 | 232 | 312 | * | 283 | * | * | 283  |
| 08:00 | 224 | 214 | 186 | 253 | * | 219 | * | * | 219  |
| 09:00 | 132 | 123 | 156 | 183 | * | 148 | * | * | 148  |
| 10:00 | 76 | 78 | 83 | 97 | * | 84 | * | * | 84  |
| 11:00 | 34 | 32 | 45 | 56 | * | 42 | * | * | 42  |
| Day Total | 5629 | 5421 | 5627 | 5713 | 2317 | 5652 | 0 | 0 | 5652 |
| % Avg. WkDay | 99.6% | 95.9% | 99.6% | 101.1% | 41.0% | | | | |
| % Avg. Week | 99.6% | 95.9% | 99.6% | 101.1% | 41.0% | 100.0% | 0.0% | 0.0% | |
| AM Peak | 07:00 | 07:00 | 07:00 | 07:00 | 07:00 | 07:00 | | | 07:00 |
| Vol. | 375 | 359 | 393 | 396 | 387 | 382 | | | 382 |
| PM Peak | 16:00 | 16:00 | 16:00 | 16:00 | | 16:00 | | | 16:00 |
| Vol. | 490 | 505 | 507 | 498 | | 500 | | | 500 |
| Grand Total | 5629 | 5421 | 5627 | 8655 | 8388 | 11596 | 5615 | 4991 | 11233 |
| ADT | | ADT 5,604 | | AADT 5,604 | | | | | |