

























NVDA
 36 Eastern Avenue
 St. Johnsbury
 VT 05819

Site Code: 000020000000
 Station ID:
 BROAD STREET LYNDON
 SOUTH OF HILL STREET
 Latitude: -999' 0.000 South

Start Time	Mon 08-Jul-02	Tue 09-Jul-02	Wed 10-Jul-02	Thu 11-Jul-02	Fri 12-Jul-02	Average Day	Sat 13-Jul-02	Sun 14-Jul-02	Week Average
12:00 AM	*	*	*	*	74	74	95	126	98
01:00	*	*	*	*	55	55	83	84	74
02:00	*	*	*	*	18	18	44	63	42
03:00	*	*	*	*	46	46	37	39	41
04:00	*	*	*	*	83	83	65	43	64
05:00	*	*	*	*	220	220	115	65	133
06:00	*	*	*	*	540	540	227	145	304
07:00	*	*	*	*	749	749	438	278	488
08:00	*	*	*	*	977	977	807	568	784
09:00	*	*	*	*	1081	1081	1110	751	981
10:00	*	*	*	*	1132	1132	1311	951	1131
11:00	*	*	*	*	1130	1130	1388	1096	1205
12:00 PM	*	*	*	*	1239	1239	1301	1126	1222
01:00	*	*	*	*	1294	1294	1114	974	1127
02:00	*	*	*	1216	1248	1232	1079	975	1130
03:00	*	*	*	1403	1398	1400	994	1054	1212
04:00	*	*	*	1427	1420	1424	1031	912	1198
05:00	*	*	*	1327	1343	1335	944	924	1134
06:00	*	*	*	953	1085	1019	845	821	926
07:00	*	*	*	771	922	846	757	729	795
08:00	*	*	*	706	860	783	612	632	702
09:00	*	*	*	494	690	592	499	442	531
10:00	*	*	*	350	495	422	475	276	399
11:00	*	*	*	190	284	237	264	118	214
Day Total	0	0	0	8837	18383	17928	15635	13192	15935
% Avg. WkDay	0.0%	0.0%	0.0%	49.3%	102.5%				
% Avg. Week	0.0%	0.0%	0.0%	55.5%	115.4%	112.5%	98.1%	82.8%	
AM Peak Vol.					10:00 1132	10:00 1132	11:00 1388	11:00 1096	11:00 1205
PM Peak Vol.				16:00 1427	16:00 1420	16:00 1424	12:00 1301	12:00 1126	12:00 1222

Start Time	Mon 15-Jul-02	Tue 16-Jul-02	Wed 17-Jul-02	Thu 18-Jul-02	Fri 19-Jul-02	Average Day	Sat 20-Jul-02	Sun 21-Jul-02	Week Average
12:00 AM	52	79	62	88	*	70	*	*	70 
01:00	33	48	39	77	*	49	*	*	49 
02:00	31	28	25	72	*	39	*	*	39 
03:00	37	51	35	54	*	44	*	*	44 
04:00	88	85	77	64	*	78	*	*	78 
05:00	204	208	205	202	*	205	*	*	205 
06:00	512	558	522	550	*	536	*	*	536 
07:00	736	784	816	773	*	777	*	*	777 
08:00	1059	1068	994	1003	*	1031	*	*	1031 
09:00	1048	1036	1025	993	*	1026	*	*	1026 
10:00	964	1097	1021	993	*	1019	*	*	1019 
11:00	1129	1083	1077	1119	*	1102	*	*	1102 
12:00 PM	1255	1267	1222	1299	*	1261	*	*	1261 
01:00	1219	1177	1199	1129	*	1181	*	*	1181 
02:00	1165	1219	1157	*	*	1180	*	*	1180 
03:00	1255	1376	1335	*	*	1322	*	*	1322 
04:00	1347	1455	1330	*	*	1377	*	*	1377 
05:00	1340	1346	1343	*	*	1343	*	*	1343 
06:00	898	866	906	*	*	890	*	*	890 
07:00	749	697	752	*	*	733	*	*	733 
08:00	654	686	670	*	*	670	*	*	670 
09:00	478	539	554	*	*	524	*	*	524 
10:00	237	301	393	*	*	310	*	*	310 
11:00	156	196	182	*	*	178	*	*	178 
Day Total	16646	17250	16941	8416	0	16945	0	0	16945
% Avg. WkDay	98.2%	101.8%	100.0%	49.7%	0.0%				
% Avg. Week	98.2%	101.8%	100.0%	49.7%	0.0%	100.0%	0.0%	0.0%	
AM Peak	11:00	10:00	11:00	11:00		11:00			11:00
Vol.	1129	1097	1077	1119		1102			1102
PM Peak	16:00	16:00	17:00	12:00		16:00			16:00
Vol.	1347	1455	1343	1299		1377			1377
Grand Total	16646	17250	16941	17253	18383	34873	15635	13192	32880
ADT		ADT 16,522		AADT 16,522					