






Start Time	Mon 30-May-05	Tue 31-May-05	Wed 01-Jun-05	Thu 02-Jun-05	Fri 03-Jun-05	Average Day	Sat 04-Jun-05	Sun 05-Jun-05	Week Average
12:00 AM	*	*	*	*	*	*	5	0	2
01:00	*	*	*	*	*	*	5	2	4
02:00	*	*	*	*	*	*	7	687	347
03:00	*	*	*	*	*	*	24	13	18
04:00	*	*	*	*	*	*	23	7	15
05:00	*	*	*	*	*	*	29	2	16
06:00	*	*	*	*	*	*	17	2	10
07:00	*	*	*	*	*	*	29	1	15
08:00	*	*	*	*	*	*	41	6	24
09:00	*	*	*	*	*	*	38	4	21
10:00	*	*	*	*	120	120	30	40	63
11:00	*	*	*	*	211	211	29	16	85
12:00 PM	*	*	*	*	143	143	13	15	57
01:00	*	*	*	*	105	105	11	10	42
02:00	*	*	*	*	207	207	17	5	76
03:00	*	*	*	*	73	73	39	16	43
04:00	*	*	*	*	74	74	14	6	31
05:00	*	*	*	*	48	48	7	9	21
06:00	*	*	*	*	35	35	5	9	16
07:00	*	*	*	*	37	37	7	10	18
08:00	*	*	*	*	30	30	9	5	15
09:00	*	*	*	*	20	20	235	7	87
10:00	*	*	*	*	3	3	116	1	40
11:00	*	*	*	*	22	22	2	2	9
Day Total	0	0	0	0	1128	1128	752	875	1075
% Avg. WkDay	0.0%	0.0%	0.0%	0.0%	100.0%				
% Avg. Week	0.0%	0.0%	0.0%	0.0%	104.9%	104.9%	70.0%	81.4%	
AM Peak Volume					11:00 211	11:00 211	08:00 41	02:00 687	02:00 347
PM Peak Volume					14:00 207	14:00 207	21:00 235	15:00 16	21:00 87

Site Code: 00000000055
 Station ID:
 INDUSTRIAL PARKWAY LYNDON
 0.08 MILES WEST OF US ROUTE 5
 Latitude: 0' 0.000 Undefined

Start Time	Mon 06-Jun-05	Tue 07-Jun-05	Wed 08-Jun-05	Thu 09-Jun-05	Fri 10-Jun-05	Average Day	Sat 11-Jun-05	Sun 12-Jun-05	Week Average
12:00 AM	1	1	3	1	2	2	0	0	1
01:00	3	28	29	18	23	20	0	1	15
02:00	4	16	23	15	18	15	0	0	11
03:00	10	31	32	26	21	24	0	1	17
04:00	53	60	178	52	49	78	17	3	59
05:00	191	160	155	162	124	158	7	2	114
06:00	104	94	88	177	82	109	9	2	79
07:00	101	116	90	93	68	94	24	1	70
08:00	98	101	91	129	64	97	8	3	71
09:00	110	122	88	107	108	107	16	1	79
10:00	94	90	77	101	79	88	13	2	65
11:00	162	173	155	185	154	166	7	10	121
12:00 PM	98	104	79	125	97	101	9	5	74
01:00	109	78	95	89	75	89	8	5	66
02:00	225	185	181	195	169	191	6	3	138
03:00	187	156	192	198	69	160	0	7	116
04:00	99	106	82	82	59	86	10	13	64
05:00	78	82	41	46	37	57	9	4	42
06:00	48	36	29	39	30	36	17	2	29
07:00	57	77	67	56	29	57	9	1	42
08:00	32	29	54	35	11	32	10	0	24
09:00	19	20	22	22	1	17	1	0	12
10:00	1	9	5	97	3	23	0	0	16
11:00	4	3	2	4	7	4	3	0	3
Day Total	1888	1877	1858	2054	1379	1811	183	66	1328
% Avg. WkDay	104.3%	103.6%	102.6%	113.4%	76.1%				
% Avg. Week	142.2%	141.3%	139.9%	154.7%	103.8%	136.4%	13.8%	5.0%	
AM Peak	05:00	11:00	04:00	11:00	11:00	11:00	07:00	11:00	11:00
Volume	191	173	178	185	154	166	24	10	121
PM Peak	14:00	14:00	15:00	15:00	14:00	14:00	18:00	16:00	14:00
Volume	225	185	192	198	169	191	17	13	138

Site Code: 00000000055
 Station ID:
 INDUSTRIAL PARKWAY LYNDON
 0.08 MILES WEST OF US ROUTE 5
 Latitude: 0' 0.000 Undefined

Start Time	Mon 13-Jun-05	Tue 14-Jun-05	Wed 15-Jun-05	Thu 16-Jun-05	Fri 17-Jun-05	Average Day	Sat 18-Jun-05	Sun 19-Jun-05	Week Average
12:00 AM	0	*	*	*	*	0	*	*	0
01:00	0	*	*	*	*	0	*	*	0
02:00	0	*	*	*	*	0	*	*	0
03:00	0	*	*	*	*	0	*	*	0
04:00	21	*	*	*	*	21	*	*	21 
05:00	143	*	*	*	*	143	*	*	143 
06:00	74	*	*	*	*	74	*	*	74 
07:00	87	*	*	*	*	87	*	*	87 
08:00	83	*	*	*	*	83	*	*	83 
09:00	*	*	*	*	*	*	*	*	*
10:00	*	*	*	*	*	*	*	*	*
11:00	*	*	*	*	*	*	*	*	*
12:00 PM	*	*	*	*	*	*	*	*	*
01:00	*	*	*	*	*	*	*	*	*
02:00	*	*	*	*	*	*	*	*	*
03:00	*	*	*	*	*	*	*	*	*
04:00	*	*	*	*	*	*	*	*	*
05:00	*	*	*	*	*	*	*	*	*
06:00	*	*	*	*	*	*	*	*	*
07:00	*	*	*	*	*	*	*	*	*
08:00	*	*	*	*	*	*	*	*	*
09:00	*	*	*	*	*	*	*	*	*
10:00	*	*	*	*	*	*	*	*	*
11:00	*	*	*	*	*	*	*	*	*
Day Total	408	0	0	0	0	408	0	0	408
% Avg. WkDay	100.0%	0.0%	0.0%	0.0%	0.0%				
% Avg. Week	100.0%	0.0%	0.0%	0.0%	0.0%	100.0%	0.0%	0.0%	
AM Peak Volume	05:00 143					05:00 143			05:00 143
PM Peak Volume									
Grand Total	2296	1877	1858	2054	2507	3347	935	941	2811
ADT		ADT 1,253		AADT 1,253					