

















































NVDA  
 36 Eastern Avenue  
 St. Johnsbury  
 VT 05819

Site Code: 000072000000  
 Station ID:  
 US ROUTE 5 ST JOHNSBURY  
 SOUTH OF INDUSTRIAL PARKWAY  
 Latitude: -999' 0.000 South

Start Time	Mon 16-Jul-01	Tue 17-Jul-01	Wed 18-Jul-01	Thu 19-Jul-01	Fri 20-Jul-01	Average Day	Sat 21-Jul-01	Sun 22-Jul-01	Week Average
12:00 AM	*	*	*	*	*	*	26	27	26 
01:00	*	*	*	*	*	*	23	16	20 
02:00	*	*	*	*	*	*	9	12	10 
03:00	*	*	*	*	*	*	14	11	12 
04:00	*	*	*	*	*	*	28	7	18 
05:00	*	*	*	*	*	*	30	22	26 
06:00	*	*	*	*	*	*	61	34	48 
07:00	*	*	*	*	*	*	108	78	93 
08:00	*	*	*	*	*	*	269	102	186 
09:00	*	*	*	*	0	0	412	236	216 
10:00	*	*	*	*	387	387	373	258	339 
11:00	*	*	*	*	<b>427</b>	<b>427</b>	<b>494</b>	<b>302</b>	<b>408</b> 
12:00 PM	*	*	*	*	521	521	<b>449</b>	<b>361</b>	<b>444</b> 
01:00	*	*	*	*	482	482	381	318	394 
02:00	*	*	*	*	488	488	305	317	370 
03:00	*	*	*	*	<b>534</b>	<b>534</b>	307	283	375 
04:00	*	*	*	*	486	486	277	297	353 
05:00	*	*	*	*	410	410	288	231	310 
06:00	*	*	*	*	303	303	223	195	240 
07:00	*	*	*	*	265	265	193	164	207 
08:00	*	*	*	*	245	245	175	149	190 
09:00	*	*	*	*	148	148	124	95	122 
10:00	*	*	*	*	99	99	78	55	77 
11:00	*	*	*	*	53	53	47	39	46 
Day Total	0	0	0	0	4848	4848	4694	3609	4530
% Avg. WkDay	0.0%	0.0%	0.0%	0.0%	100.0%				
% Avg. Week	0.0%	0.0%	0.0%	0.0%	107.0%	107.0%	103.6%	79.7%	
AM Peak Vol.					11:00 427	11:00 427	11:00 494	11:00 302	11:00 408
PM Peak Vol.					15:00 534	15:00 534	12:00 449	12:00 361	12:00 444

NVDA  
 36 Eastern Avenue  
 St. Johnsbury  
 VT 05819

Site Code: 000072000000  
 Station ID:  
 US ROUTE 5 ST JOHNSBURY  
 SOUTH OF INDUSTRIAL PARKWAY  
 Latitude: -999' 0.000 South

Start Time	Mon 23-Jul-01	Tue 24-Jul-01	Wed 25-Jul-01	Thu 26-Jul-01	Fri 27-Jul-01	Average Day	Sat 28-Jul-01	Sun 29-Jul-01	Week Average
12:00 AM	18	13	24	26	11	18	*	*	18 
01:00	4	15	19	31	21	18	*	*	18 
02:00	9	27	21	26	21	21	*	*	21 
03:00	15	27	26	29	17	23	*	*	23 
04:00	55	54	58	54	43	53	*	*	53 
05:00	127	118	124	129	121	124	*	*	124 
06:00	161	164	178	178	177	172	*	*	172 
07:00	228	235	230	254	247	239	*	*	239 
08:00	247	239	295	259	<b>257</b>	259	*	*	259 
09:00	295	298	299	316	*	302	*	*	302 
10:00	<b>365</b>	353	371	397	*	372	*	*	372 
11:00	356	<b>422</b>	<b>421</b>	<b>471</b>	*	<b>418</b>	*	*	<b>418</b> 
12:00 PM	419	446	457	<b>557</b>	*	470	*	*	470 
01:00	383	416	377	451	*	407	*	*	407 
02:00	422	445	445	494	*	452	*	*	452 
03:00	442	460	494	515	*	478	*	*	478 
04:00	<b>449</b>	<b>500</b>	<b>515</b>	499	*	<b>491</b>	*	*	<b>491</b> 
05:00	401	408	413	418	*	410	*	*	410 
06:00	254	279	278	263	*	268	*	*	268 
07:00	191	224	212	235	*	216	*	*	216 
08:00	174	206	192	187	*	190	*	*	190 
09:00	111	139	121	124	*	124	*	*	124 
10:00	61	58	74	66	*	65	*	*	65 
11:00	37	40	56	45	*	44	*	*	44 
Day Total	5224	5586	5700	6024	915	5634	0	0	5634
% Avg. WkDay	92.7%	99.1%	101.2%	106.9%	16.2%				
% Avg. Week	92.7%	99.1%	101.2%	106.9%	16.2%	100.0%	0.0%	0.0%	
AM Peak Vol.	10:00 365	11:00 422	11:00 421	11:00 471	08:00 257	11:00 418			11:00 418
PM Peak Vol.	16:00 449	16:00 500	16:00 515	12:00 557		16:00 491			16:00 491
Grand Total	5224	5586	5700	6024	5763	10482	4694	3609	10164
ADT		ADT 5,228		AADT 5,228					