

















































NVDA
 36 Eastern Avenue
 St. Johnsbury
 VT 05819

Site Code: 00000000029
 Station ID:
 RAILROAD STREET ST JOHNSBURY
 NORTH OF CONCORD AVENUE
 Latitude: -999' 0.000 South

Start Time	Mon 02-Jun-03	Tue 03-Jun-03	Wed 04-Jun-03	Thu 05-Jun-03	Fri 06-Jun-03	Average Day	Sat 07-Jun-03	Sun 08-Jun-03	Week Average
12:00 AM	*	*	*	*	19	19	31	25	25 
01:00	*	*	*	*	21	21	34	22	26 
02:00	*	*	*	*	17	17	19	16	17 
03:00	*	*	*	*	32	32	13	10	18 
04:00	*	*	*	*	47	47	26	13	29 
05:00	*	*	*	*	101	101	50	29	60 
06:00	*	*	*	*	229	229	116	47	131 
07:00	*	*	*	*	451	451	210	107	256 
08:00	*	*	*	*	490	490	333	166	330 
09:00	*	*	*	*	498	498	482	302	427 
10:00	*	*	*	471	555	513	544	359	482 
11:00	*	*	*	547	648	598	630	444	567 
12:00 PM	*	*	*	631	650	640	514	404	550 
01:00	*	*	*	568	665	616	503	384	530 
02:00	*	*	*	590	639	614	466	333	507 
03:00	*	*	*	679	741	710	422	364	552 
04:00	*	*	*	644	656	650	440	356	524 
05:00	*	*	*	514	582	548	342	305	436 
06:00	*	*	*	338	424	381	316	264	336 
07:00	*	*	*	277	355	316	316	237	296 
08:00	*	*	*	232	305	268	218	185	235 
09:00	*	*	*	138	227	182	188	135	172 
10:00	*	*	*	75	139	107	106	81	100 
11:00	*	*	*	42	84	63	84	25	59 
Day Total	0	0	0	5746	8575	8111	6403	4613	6665
% Avg. WkDay	0.0%	0.0%	0.0%	70.8%	105.7%				
% Avg. Week	0.0%	0.0%	0.0%	86.2%	128.7%	121.7%	96.1%	69.2%	
AM Peak Volume				11:00 547	11:00 648	11:00 598	11:00 630	11:00 444	11:00 567
PM Peak Volume				15:00 679	15:00 741	15:00 710	12:00 514	12:00 404	15:00 552

NVDA
 36 Eastern Avenue
 St. Johnsbury
 VT 05819

Site Code: 00000000029
 Station ID:
 RAILROAD STREET ST JOHNSBURY
 NORTH OF CONCORD AVENUE
 Latitude: -999' 0.000 South

Start Time	Mon 09-Jun-03	Tue 10-Jun-03	Wed 11-Jun-03	Thu 12-Jun-03	Fri 13-Jun-03	Average Day	Sat 14-Jun-03	Sun 15-Jun-03	Week Average
12:00 AM	18	8	20	25	*	18	*	*	18 
01:00	14	23	29	26	*	23	*	*	23 
02:00	13	18	18	29	*	20	*	*	20 
03:00	21	24	34	24	*	26	*	*	26 
04:00	47	45	38	47	*	44	*	*	44 
05:00	110	115	108	110	*	111	*	*	111 
06:00	202	245	230	240	*	229	*	*	229 
07:00	421	403	404	408	*	409	*	*	409 
08:00	500	447	452	408	*	452	*	*	452 
09:00	457	451	494	340	*	436	*	*	436 
10:00	578	518	541	*	*	546	*	*	546 
11:00	561	627	599	*	*	596	*	*	596 
12:00 PM	638	582	608	*	*	609	*	*	609 
01:00	537	607	587	*	*	577	*	*	577 
02:00	569	560	624	*	*	584	*	*	584 
03:00	667	607	588	*	*	621	*	*	621 
04:00	690	575	623	*	*	629	*	*	629 
05:00	522	533	493	*	*	516	*	*	516 
06:00	341	386	338	*	*	355	*	*	355 
07:00	269	286	233	*	*	263	*	*	263 
08:00	211	273	236	*	*	240	*	*	240 
09:00	115	164	143	*	*	141	*	*	141 
10:00	69	84	94	*	*	82	*	*	82 
11:00	36	37	49	*	*	41	*	*	41 
Day Total	7606	7618	7583	1657	0	7568	0	0	7568
% Avg. WkDay	100.5%	100.7%	100.2%	21.9%	0.0%				
% Avg. Week	100.5%	100.7%	100.2%	21.9%	0.0%	100.0%	0.0%	0.0%	
AM Peak	10:00	11:00	11:00	07:00		11:00			11:00
Volume	578	627	599	408		596			596
PM Peak	16:00	13:00	14:00			16:00			16:00
Volume	690	607	624			629			629
Grand Total	7606	7618	7583	7403	8575	15679	6403	4613	14233
ADT		ADT 7,125		AADT 7,125					