













































Site Code: 00000000070
 Station ID:
 INDUSTRIAL PARKWAY ST JOHNSBURY
 0.15 MILES WEST OF US ROUTE 5
 Latitude: -999' 0.000 South

Start Time	Mon 30-May-05	Tue 31-May-05	Wed 01-Jun-05	Thu 02-Jun-05	Fri 03-Jun-05	Average Day	Sat 04-Jun-05	Sun 05-Jun-05	Week Average
12:00 AM	*	*	*	*	*	*	0	0	0
01:00	*	*	*	*	*	*	0	1	0
02:00	*	*	*	*	*	*	0	1	0
03:00	*	*	*	*	*	*	6	1	4 
04:00	*	*	*	*	*	*	5	0	2 
05:00	*	*	*	*	*	*	4	1	2 
06:00	*	*	*	*	*	*	12	2	7 
07:00	*	*	*	*	*	*	11	3	7 
08:00	*	*	*	*	*	*	18	9	14 
09:00	*	*	*	*	*	*	25	7	16 
10:00	*	*	*	*	*	*	22	11	16 
11:00	*	*	*	*	45	45	28	11	28 
12:00 PM	*	*	*	*	58	58	23	9	30 
01:00	*	*	*	*	38	38	21	17	25 
02:00	*	*	*	*	64	64	15	15	31 
03:00	*	*	*	*	107	107	12	12	44 
04:00	*	*	*	*	30	30	11	7	16 
05:00	*	*	*	*	24	24	9	8	14 
06:00	*	*	*	*	18	18	10	7	12 
07:00	*	*	*	*	12	12	3	4	6 
08:00	*	*	*	*	8	8	2	3	4 
09:00	*	*	*	*	7	7	2	1	3 
10:00	*	*	*	*	2	2	1	0	1 
11:00	*	*	*	*	0	0	1	1	1 
Day Total	0	0	0	0	413	413	241	131	283
% Avg. WkDay	0.0%	0.0%	0.0%	0.0%	100.0%				
% Avg. Week	0.0%	0.0%	0.0%	0.0%	145.9%	145.9%	85.2%	46.3%	
AM Peak Volume					11:00 45	11:00 45	11:00 28	10:00 11	11:00 28
PM Peak Volume					15:00 107	15:00 107	12:00 23	13:00 17	15:00 44

Site Code: 00000000070
 Station ID:
 INDUSTRIAL PARKWAY ST JOHNSBURY
 0.15 MILES WEST OF US ROUTE 5
 Latitude: -999' 0.000 South

Start Time	Mon 06-Jun-05	Tue 07-Jun-05	Wed 08-Jun-05	Thu 09-Jun-05	Fri 10-Jun-05	Average Day	Sat 11-Jun-05	Sun 12-Jun-05	Week Average
12:00 AM	0	0	0	0	0	0	0	0	0
01:00	0	5	7	7	7	5	0	0	4 
02:00	3	6	4	6	4	5	0	1	3 
03:00	7	8	7	8	8	8	8	1	7 
04:00	5	14	17	11	14	12	7	2	10 
05:00	17	23	26	29	29	25	4	1	18 
06:00	46	39	39	35	32	38	6	2	28 
07:00	26	23	39	25	19	26	9	4	21 
08:00	32	30	26	26	37	30	7	1	23 
09:00	21	32	23	49	34	32	16	6	26 
10:00	41	25	42	23	21	30	21	4	25 
11:00	38	33	41	28	47	37	7	11	29 
12:00 PM	44	73	51	52	47	53	9	21	42 
01:00	30	30	39	27	30	31	15	5	25 
02:00	57	54	72	48	98	66	11	5	49 
03:00	101	113	79	102	68	93	6	12	69 
04:00	21	42	35	43	37	36	12	9	28 
05:00	39	23	25	27	36	30	7	2	23 
06:00	25	11	27	11	16	18	3	9	15 
07:00	12	14	17	19	8	14	6	10	12 
08:00	19	18	22	17	18	19	3	3	14 
09:00	5	11	7	7	5	7	2	3	6 
10:00	10	1	0	6	0	3	2	1	3 
11:00	1	1	2	1	3	2	0	0	1 
Day Total	600	629	647	607	618	620	161	113	481
% Avg. WkDay	96.8%	101.5%	104.4%	97.9%	99.7%				
% Avg. Week	124.7%	130.8%	134.5%	126.2%	128.5%	128.9%	33.5%	23.5%	
AM Peak	06:00	06:00	10:00	09:00	11:00	06:00	10:00	11:00	11:00
Volume	46	39	42	49	47	38	21	11	29
PM Peak	15:00	15:00	15:00	15:00	14:00	15:00	13:00	12:00	15:00
Volume	101	113	79	102	98	93	15	21	69

Site Code: 00000000070
 Station ID:
 INDUSTRIAL PARKWAY ST JOHNSBURY
 0.15 MILES WEST OF US ROUTE 5
 Latitude: -999' 0.000 South

Start Time	Mon 13-Jun-05	Tue 14-Jun-05	Wed 15-Jun-05	Thu 16-Jun-05	Fri 17-Jun-05	Average Day	Sat 18-Jun-05	Sun 19-Jun-05	Week Average
12:00 AM	0	*	*	*	*	0	*	*	0
01:00	0	*	*	*	*	0	*	*	0
02:00	1	*	*	*	*	1	*	*	1
03:00	5	*	*	*	*	5	*	*	5
04:00	6	*	*	*	*	6	*	*	6
05:00	28	*	*	*	*	28	*	*	28
06:00	39	*	*	*	*	39	*	*	39
07:00	23	*	*	*	*	23	*	*	23
08:00	13	*	*	*	*	13	*	*	13
09:00	*	*	*	*	*	*	*	*	*
10:00	*	*	*	*	*	*	*	*	*
11:00	*	*	*	*	*	*	*	*	*
12:00 PM	*	*	*	*	*	*	*	*	*
01:00	*	*	*	*	*	*	*	*	*
02:00	*	*	*	*	*	*	*	*	*
03:00	*	*	*	*	*	*	*	*	*
04:00	*	*	*	*	*	*	*	*	*
05:00	*	*	*	*	*	*	*	*	*
06:00	*	*	*	*	*	*	*	*	*
07:00	*	*	*	*	*	*	*	*	*
08:00	*	*	*	*	*	*	*	*	*
09:00	*	*	*	*	*	*	*	*	*
10:00	*	*	*	*	*	*	*	*	*
11:00	*	*	*	*	*	*	*	*	*
Day Total	115	0	0	0	0	115	0	0	115
% Avg. WkDay	100.0%	0.0%	0.0%	0.0%	0.0%				
% Avg. Week	100.0%	0.0%	0.0%	0.0%	0.0%	100.0%	0.0%	0.0%	
AM Peak Volume	06:00 39					06:00 39			06:00 39
PM Peak Volume									
Grand Total	715	629	647	607	1031	1148	402	244	879
ADT		ADT 433		AADT 433					