

















































NVDA
 36 Eastern Avenue
 St. Johnsbury
 VT 05819

Site Code: 00000000078
 Station ID:
 VT ROUTE 15 WALDEN
 0.10 Mile WEST Of Route 215
 Latitude: -999' 0.000 South

Start Time	Mon 02-Aug-04	Tue 03-Aug-04	Wed 04-Aug-04	Thu 05-Aug-04	Fri 06-Aug-04	Average Day	Sat 07-Aug-04	Sun 08-Aug-04	Week Average
12:00 AM	*	*	*	8	1	4	20	11	10 
01:00	*	*	*	17	7	12	6	12	10 
02:00	*	*	*	3	8	6	1	19	8 
03:00	*	*	*	15	4	10	10	13	10 
04:00	*	*	*	17	22	20	7	4	12 
05:00	*	*	*	63	66	64	17	11	39 
06:00	*	*	*	125	122	124	50	27	81 
07:00	*	*	*	147	172	160	69	64	113 
08:00	*	*	*	137	177	157	167	117	150 
09:00	*	*	*	140	206	173	225	169	185 
10:00	*	*	*	188	213	200	217	210	207 
11:00	*	*	*	217	203	210	244	274	234 
12:00 PM	*	*	185	227	211	208	205	240	214 
01:00	*	*	186	205	236	209	235	261	225 
02:00	*	*	193	177	231	200	218	295	223 
03:00	*	*	240	197	235	224	207	229	222 
04:00	*	*	191	297	244	244	203	240	235 
05:00	*	*	219	264	241	241	216	181	224 
06:00	*	*	157	130	200	162	106	177	154 
07:00	*	*	106	116	149	124	105	135	122 
08:00	*	*	75	82	102	86	107	75	88 
09:00	*	*	67	52	73	64	64	59	63 
10:00	*	*	32	35	69	45	49	37	44 
11:00	*	*	10	19	30	20	30	16	21 
Day Total	0	0	1661	2878	3222	2967	2778	2876	2894
% Avg. WkDay	0.0%	0.0%	56.0%	97.0%	108.6%				
% Avg. Week	0.0%	0.0%	57.4%	99.4%	111.3%	102.5%	96.0%	99.4%	
AM Peak Vol.				11:00 217	10:00 213	11:00 210	11:00 244	11:00 274	11:00 234
PM Peak Vol.			15:00 240	16:00 297	16:00 244	16:00 244	13:00 235	14:00 295	16:00 235

NVDA
 36 Eastern Avenue
 St. Johnsbury
 VT 05819

Site Code: 00000000078
 Station ID:
 VT ROUTE 15 WALDEN
 0.10 Mile WEST Of Route 215
 Latitude: -999' 0.000 South

Start Time	Mon 09-Aug-04	Tue 10-Aug-04	Wed 11-Aug-04	Thu 12-Aug-04	Fri 13-Aug-04	Average Day	Sat 14-Aug-04	Sun 15-Aug-04	Week Average
12:00 AM	8	7	*	*	*	8	*	*	8 
01:00	14	7	*	*	*	10	*	*	10 
02:00	7	5	*	*	*	6	*	*	6 
03:00	19	8	*	*	*	14	*	*	14 
04:00	24	17	*	*	*	20	*	*	20 
05:00	48	46	*	*	*	47	*	*	47 
06:00	108	123	*	*	*	116	*	*	116 
07:00	179	175	*	*	*	177	*	*	177 
08:00	180	169	*	*	*	174	*	*	174 
09:00	169	177	*	*	*	173	*	*	173 
10:00	203	188	*	*	*	196	*	*	196 
11:00	214	173	*	*	*	194	*	*	194 
12:00 PM	241	163	*	*	*	202	*	*	202 
01:00	205	167	*	*	*	186	*	*	186 
02:00	208	*	*	*	*	208	*	*	208 
03:00	214	*	*	*	*	214	*	*	214 
04:00	202	*	*	*	*	202	*	*	202 
05:00	172	*	*	*	*	172	*	*	172 
06:00	154	*	*	*	*	154	*	*	154 
07:00	109	*	*	*	*	109	*	*	109 
08:00	87	*	*	*	*	87	*	*	87 
09:00	42	*	*	*	*	42	*	*	42 
10:00	33	*	*	*	*	33	*	*	33 
11:00	13	*	*	*	*	13	*	*	13 
Day Total	2853	1425	0	0	0	2757	0	0	2757
% Avg. WkDay	103.5%	51.7%	0.0%	0.0%	0.0%				
% Avg. Week	103.5%	51.7%	0.0%	0.0%	0.0%	100.0%	0.0%	0.0%	
AM Peak	11:00	10:00				10:00			10:00
Vol.	214	188				196			196
PM Peak	12:00	13:00				15:00			15:00
Vol.	241	167				214			214
Grand Total	2853	1425	1661	2878	3222	5724	2778	2876	5651
ADT		ADT 2,906		AADT 2,906					