
















































Counts performed for NVDA by
 Transportation Systems Planning
 1 Bassy Street
 Lebanon, New Hampshire 03766

Site Code: 00000000025
 Station ID:
 JOES BROOK ROAD BARNET
 ~700 FEET WEST OF US ROUTE 5
 Latitude: -999' 0.000 South

| Start Time | Mon 17-Jun-13 | Tue 18-Jun-13 | Wed 19-Jun-13 | Thu 20-Jun-13 | Fri 21-Jun-13 | Average Day | Sat 22-Jun-13 | Sun 23-Jun-13 | Week Average |
|-------------------|------------------|------------------|------------------|------------------|------------------|----------------|------------------|------------------|---|
| 12:00 AM | * | * | * | * | * | * | 1 | 3 | 2  |
| 01:00 | * | * | * | * | * | * | 3 | 0 | 2  |
| 02:00 | * | * | * | * | * | * | 2 | 1 | 2  |
| 03:00 | * | * | * | * | * | * | 1 | 2 | 2  |
| 04:00 | * | * | * | * | * | * | 1 | 0 | 0 |
| 05:00 | * | * | * | * | * | * | 2 | 2 | 2  |
| 06:00 | * | * | * | * | * | * | 5 | 1 | 3  |
| 07:00 | * | * | * | * | * | * | 18 | 10 | 14  |
| 08:00 | * | * | * | * | * | * | 28 | 11 | 20  |
| 09:00 | * | * | * | * | * | * | 31 | 25 | 28  |
| 10:00 | * | * | * | * | * | * | 36 | 24 | 30  |
| 11:00 | * | * | * | * | 35 | 35 | 63 | 20 | 39  |
| 12:00 PM | * | * | * | * | 36 | 36 | 44 | 48 | 43  |
| 01:00 | * | * | * | * | 44 | 44 | 38 | 35 | 39  |
| 02:00 | * | * | * | * | 41 | 41 | 36 | 39 | 39  |
| 03:00 | * | * | * | * | 43 | 43 | 34 | 27 | 35  |
| 04:00 | * | * | * | * | 52 | 52 | 24 | 35 | 37  |
| 05:00 | * | * | * | * | 53 | 53 | 36 | 21 | 37  |
| 06:00 | * | * | * | * | 32 | 32 | 23 | 25 | 27  |
| 07:00 | * | * | * | * | 29 | 29 | 9 | 13 | 17  |
| 08:00 | * | * | * | * | 18 | 18 | 12 | 11 | 14  |
| 09:00 | * | * | * | * | 12 | 12 | 11 | 11 | 11  |
| 10:00 | * | * | * | * | 8 | 8 | 7 | 6 | 7  |
| 11:00 | * | * | * | * | 4 | 4 | 1 | 6 | 4  |
| Day Total | 0 | 0 | 0 | 0 | 407 | 407 | 466 | 376 | 454 |
| % Avg. WkDay | 0.0% | 0.0% | 0.0% | 0.0% | 100.0% | | | | |
| % Avg. Week | 0.0% | 0.0% | 0.0% | 0.0% | 89.6% | 89.6% | 102.6% | 82.8% | |
| AM Peak Volume | | | | | 11:00 35 | 11:00 35 | 11:00 63 | 09:00 25 | 11:00 39 |
| PM Peak Volume | | | | | 17:00 53 | 17:00 53 | 12:00 44 | 12:00 48 | 12:00 43 |

Site Code: 00000000025
 Station ID:
 JOES BROOK ROAD BARNET
 ~700 FEET WEST OF US ROUTE 5
 Latitude: -999' 0.000 South

| Start Time | Mon 24-Jun-13 | Tue 25-Jun-13 | Wed 26-Jun-13 | Thu 27-Jun-13 | Fri 28-Jun-13 | Average Day | Sat 29-Jun-13 | Sun 30-Jun-13 | Week Average |
|-------------------|------------------|------------------|------------------|------------------|------------------|----------------|------------------|------------------|---|
| 12:00 AM | 2 | 0 | 2 | 0 | 0 | 1 | 6 | * | 2  |
| 01:00 | 0 | 1 | 1 | 1 | 0 | 1 | 3 | * | 1  |
| 02:00 | 2 | 0 | 0 | 0 | 3 | 1 | 1 | * | 1  |
| 03:00 | 1 | 1 | 1 | 2 | 1 | 1 | 1 | * | 1  |
| 04:00 | 3 | 2 | 4 | 0 | 2 | 2 | 1 | * | 2  |
| 05:00 | 12 | 9 | 11 | 12 | 4 | 10 | 2 | * | 8  |
| 06:00 | 17 | 20 | 14 | 16 | 13 | 16 | 5 | * | 14  |
| 07:00 | 30 | 29 | 25 | 28 | 23 | 27 | 12 | * | 24  |
| 08:00 | 36 | 40 | 32 | 37 | 36 | 36 | 36 | * | 36  |
| 09:00 | 27 | 33 | 33 | 24 | 33 | 30 | 40 | * | 32  |
| 10:00 | 39 | 30 | 21 | 30 | 33 | 31 | 50 | * | 34  |
| 11:00 | 25 | 30 | 36 | 37 | 30 | 32 | 43 | * | 34  |
| 12:00 PM | 29 | 35 | 39 | 33 | 28 | 33 | 48 | * | 35  |
| 01:00 | 32 | 43 | 29 | 32 | 44 | 36 | 50 | * | 38  |
| 02:00 | 36 | 27 | 36 | 26 | 32 | 31 | 21 | * | 30  |
| 03:00 | 48 | 46 | 43 | 37 | 56 | 46 | * | * | 46  |
| 04:00 | 58 | 49 | 50 | 43 | 44 | 49 | * | * | 49  |
| 05:00 | 32 | 49 | 46 | 68 | 48 | 49 | * | * | 49  |
| 06:00 | 30 | 30 | 33 | 31 | 30 | 31 | * | * | 31  |
| 07:00 | 25 | 13 | 22 | 18 | 23 | 20 | * | * | 20  |
| 08:00 | 20 | 11 | 15 | 25 | 14 | 17 | * | * | 17  |
| 09:00 | 8 | 3 | 8 | 13 | 14 | 9 | * | * | 9  |
| 10:00 | 3 | 1 | 3 | 4 | 5 | 3 | * | * | 3  |
| 11:00 | 6 | 2 | 3 | 6 | 4 | 4 | * | * | 4  |
| Day Total | 521 | 504 | 507 | 523 | 520 | 516 | 319 | 0 | 520 |
| % Avg. WkDay | 101.0% | 97.7% | 98.3% | 101.4% | 100.8% | | | | |
| % Avg. Week | 100.2% | 96.9% | 97.5% | 100.6% | 100.0% | 99.2% | 61.3% | 0.0% | |
| AM Peak Volume | 10:00 39 | 08:00 40 | 11:00 36 | 08:00 37 | 08:00 36 | 08:00 36 | 10:00 50 | | 08:00 36 |
| PM Peak Volume | 16:00 58 | 16:00 49 | 16:00 50 | 17:00 68 | 15:00 56 | 16:00 49 | 13:00 50 | | 16:00 49 |
| Grand Total | 521 | 504 | 507 | 523 | 927 | 923 | 785 | 376 | 974 |
| ADT | | ADT 507 | | AADT 507 | | | | | |