










Counts performed for NVDA by
 Transpotation Systems Planning
 1 Bassy Street
 Lebenanon, NH 03766

Site Code: 000002015006
 Station ID:
 PLEASANT STREET BRIGHTON
 SOUTH OF FITZGERALD AVENUE
 Latitude: -999' 0.000 South

Start Time	Mon 12-Oct-15	Tue 13-Oct-15	Wed 14-Oct-15	Thu 15-Oct-15	Fri 16-Oct-15	Average Day	Sat 17-Oct-15	Sun 18-Oct-15	Week Average
12:00 AM	*	*	*	*	*	*	*	*	*
01:00	*	*	*	*	*	*	*	*	*
02:00	*	*	*	*	*	*	*	*	*
03:00	*	*	*	*	*	*	*	*	*
04:00	*	*	*	*	*	*	*	*	*
05:00	*	*	*	*	*	*	*	*	*
06:00	*	*	*	*	*	*	*	*	*
07:00	*	*	*	*	*	*	*	*	*
08:00	*	*	*	*	*	*	*	*	*
09:00	*	*	*	*	*	*	*	*	*
10:00	*	*	*	*	*	*	*	*	*
11:00	*	*	*	*	*	*	*	*	*
12:00 PM	*	*	*	*	*	*	*	*	*
01:00	*	*	*	*	*	*	*	*	*
02:00	*	*	*	*	*	*	*	31	31 
03:00	*	*	*	*	*	*	*	56	56 
04:00	*	*	*	*	*	*	*	38	38 
05:00	*	*	*	*	*	*	*	49	49 
06:00	*	*	*	*	*	*	*	34	34 
07:00	*	*	*	*	*	*	*	16	16 
08:00	*	*	*	*	*	*	*	14	14 
09:00	*	*	*	*	*	*	*	7	7 
10:00	*	*	*	*	*	*	*	4	4 
11:00	*	*	*	*	*	*	*	0	0
Day Total	0	0	0	0	0	0	0	249	249
% Avg. WkDay	0.0%	0.0%	0.0%	0.0%	0.0%				
% Avg. Week	0.0%	0.0%	0.0%	0.0%	0.0%	0.0%	0.0%	100.0%	
AM Peak Volume									
PM Peak Volume								15:00 56	15:00 56

Counts performed for NVDA by
 Transpotation Systems Planning
 1 Bassy Street
 Lebanon, NH 03766

Site Code: 000002015006
 Station ID:
 PLEASANT STREET BRIGHTON
 SOUTH OF FITZGERALD AVENUE
 Latitude: -999' 0.000 South

Start Time	Mon 19-Oct-15	Tue 20-Oct-15	Wed 21-Oct-15	Thu 22-Oct-15	Fri 23-Oct-15	Average Day	Sat 24-Oct-15	Sun 25-Oct-15	Week Average
12:00 AM	0	0	5	1	6	2	1	*	2
01:00	0	0	0	1	0	0	0	*	0
02:00	2	0	0	0	0	0	0	*	0
03:00	2	1	1	1	2	1	2	*	2
04:00	7	4	2	3	6	4	1	*	4
05:00	6	6	6	7	5	6	3	*	6
06:00	29	39	36	47	34	37	10	*	32
07:00	37	43	43	39	27	38	20	*	35
08:00	31	48	36	33	44	38	37	*	38
09:00	28	26	48	28	43	35	55	*	38
10:00	64	48	54	37	51	51	82	*	56
11:00	53	43	54	57	70	55	67	*	57
12:00 PM	45	49	51	39	65	50	*	*	50
01:00	40	35	33	49	44	40	*	*	40
02:00	49	40	42	51	52	47	*	*	47
03:00	52	53	61	51	42	52	*	*	52
04:00	69	60	44	86	66	65	*	*	65
05:00	59	42	55	54	46	51	*	*	51
06:00	42	33	40	37	52	41	*	*	41
07:00	13	18	19	24	31	21	*	*	21
08:00	8	4	9	13	38	14	*	*	14
09:00	4	5	7	4	11	6	*	*	6
10:00	9	3	4	5	2	5	*	*	5
11:00	2	0	0	5	3	2	*	*	2
Day Total	651	600	650	672	740	661	278	0	664
% Avg. WkDay	98.5%	90.8%	98.3%	101.7%	112.0%				
% Avg. Week	98.0%	90.4%	97.9%	101.2%	111.4%	99.5%	41.9%	0.0%	
AM Peak	10:00	08:00	10:00	11:00	11:00	11:00	10:00		11:00
Volume	64	48	54	57	70	55	82		57
PM Peak	16:00	16:00	15:00	16:00	16:00	16:00			16:00
Volume	69	60	61	86	66	65			65
Grand Total	651	600	650	672	740	661	278	249	913

ADT

ADT 648

AADT 648