

























Counts performed for NVDA by
 Transpotation Systems Planning
 1 Bassy Street
 Lebanonon, NH 03766

Site Code: 000002015010
 Station ID:
 BURKE MOUNTAIN ROAD BURKE
 WEST OF KIRBY ROAD
 Latitude: -999' 0.000 South

Start Time	Mon 07-Sep-15	Tue 08-Sep-15	Wed 09-Sep-15	Thu 10-Sep-15	Fri 11-Sep-15	Average Day	Sat 12-Sep-15	Sun 13-Sep-15	Week Average
12:00 AM	*	*	*	*	*	*	*	25	25 
01:00	*	*	*	*	*	*	*	8	8 
02:00	*	*	*	*	*	*	*	4	4 
03:00	*	*	*	*	*	*	*	5	5 
04:00	*	*	*	*	*	*	*	3	3 
05:00	*	*	*	*	*	*	*	2	2 
06:00	*	*	*	*	*	*	*	5	5 
07:00	*	*	*	*	*	*	*	21	21 
08:00	*	*	*	*	*	*	*	42	42 
09:00	*	*	*	*	*	*	*	110	110 
10:00	*	*	*	*	*	*	*	120	120 
11:00	*	*	*	*	*	*	*	105	105 
12:00 PM	*	*	*	*	*	*	*	120	120 
01:00	*	*	*	*	*	*	*	96	96 
02:00	*	*	*	*	*	*	*	109	109 
03:00	*	*	*	*	*	*	182	79	130 
04:00	*	*	*	*	*	*	121	101	111 
05:00	*	*	*	*	*	*	180	81	130 
06:00	*	*	*	*	*	*	144	99	122 
07:00	*	*	*	*	*	*	102	48	75 
08:00	*	*	*	*	*	*	50	40	45 
09:00	*	*	*	*	*	*	69	12	40 
10:00	*	*	*	*	*	*	36	10	23 
11:00	*	*	*	*	*	*	24	4	14 
Day Total	0	0	0	0	0	0	908	1249	1465
% Avg. WkDay	0.0%	0.0%	0.0%	0.0%	0.0%				
% Avg. Week	0.0%	0.0%	0.0%	0.0%	0.0%	0.0%	62.0%	85.3%	
AM Peak Volume								10:00 120	10:00 120
PM Peak Volume							15:00 182	12:00 120	15:00 130

Counts performed for NVDA by
 Transpotation Systems Planning
 1 Bassy Street
 Lebanon, NH 03766

Site Code: 000002015010
 Station ID:
 BURKE MOUNTAIN ROAD BURKE
 WEST OF KIRBY ROAD
 Latitude: -999' 0.000 South

Start Time	Mon 14-Sep-15	Tue 15-Sep-15	Wed 16-Sep-15	Thu 17-Sep-15	Fri 18-Sep-15	Average Day	Sat 19-Sep-15	Sun 20-Sep-15	Week Average
12:00 AM	0	4	2	5	4	3	15	*	5
01:00	1	1	4	0	1	1	10	*	3
02:00	0	0	1	0	3	1	4	*	1
03:00	0	1	0	2	0	1	1	*	1
04:00	3	2	2	4	1	2	1	*	2
05:00	8	13	11	12	13	11	8	*	11
06:00	76	82	79	84	86	81	22	*	72
07:00	126	113	141	135	134	130	52	*	117
08:00	108	143	127	116	118	122	78	*	115
09:00	102	101	101	89	114	101	176	*	114
10:00	78	97	99	90	130	99	185	*	113
11:00	83	86	99	84	114	93	142	*	101
12:00 PM	118	180	143	163	184	158	132	*	153
01:00	89	79	94	106	129	99	114	*	102
02:00	84	87	94	91	133	98	*	*	98
03:00	97	117	102	145	155	123	*	*	123
04:00	120	154	154	144	151	145	*	*	145
05:00	140	175	171	172	167	165	*	*	165
06:00	99	99	110	148	151	121	*	*	121
07:00	61	91	88	108	99	89	*	*	89
08:00	31	57	47	57	81	55	*	*	55
09:00	26	20	23	21	65	31	*	*	31
10:00	6	6	8	18	37	15	*	*	15
11:00	14	6	6	10	35	14	*	*	14
Day Total	1470	1714	1706	1804	2105	1758	940	0	1766
% Avg. WkDay	83.6%	97.5%	97.0%	102.6%	119.7%				
% Avg. Week	83.2%	97.1%	96.6%	102.2%	119.2%	99.5%	53.2%	0.0%	
AM Peak	07:00	08:00	07:00	07:00	07:00	07:00	10:00		07:00
Volume	126	143	141	135	134	130	185		117
PM Peak	17:00	12:00	17:00	17:00	12:00	17:00	12:00		17:00
Volume	140	180	171	172	184	165	132		165
Grand Total	1470	1714	1706	1804	2105	1758	1848	1249	3231

ADT

ADT 1,711

AADT 1,711