























Counts performed for NVDA by  
 Transportation Systems Planning  
 1 Bassy Street  
 Lebanon, New Hampshire 03766

Site Code: 00000000026  
 Station ID:  
 MILL VILLAGE ROAD CRAFTSBURY  
 ~800 FEET EAST OF WYLIE HILL ROAD  
 Latitude: -999' 0.000 South

Start Time	Mon 23-Jul-12	Tue 24-Jul-12	Wed 25-Jul-12	Thu 26-Jul-12	Fri 27-Jul-12	Average Day	Sat 28-Jul-12	Sun 29-Jul-12	Week Average
12:00 AM	*	*	*	*	*	*	*	6	6 
01:00	*	*	*	*	*	*	*	1	1 
02:00	*	*	*	*	*	*	*	0	0
03:00	*	*	*	*	*	*	*	0	0
04:00	*	*	*	*	*	*	*	1	1 
05:00	*	*	*	*	*	*	*	1	1 
06:00	*	*	*	*	*	*	*	5	5 
07:00	*	*	*	*	*	*	*	9	9 
08:00	*	*	*	*	*	*	*	20	20 
09:00	*	*	*	*	*	*	*	20	20 
10:00	*	*	*	*	*	*	*	16	16 
11:00	*	*	*	*	*	*	*	<b>24</b>	<b>24</b> 
12:00 PM	*	*	*	*	*	*	*	27	27 
01:00	*	*	*	*	*	*	24	24	24 
02:00	*	*	*	*	*	*	16	35	26 
03:00	*	*	*	*	*	*	22	<b>48</b>	<b>35</b> 
04:00	*	*	*	*	*	*	17	22	20 
05:00	*	*	*	*	*	*	30	24	27 
06:00	*	*	*	*	*	*	<b>43</b>	14	28 
07:00	*	*	*	*	*	*	16	11	14 
08:00	*	*	*	*	*	*	12	9	10 
09:00	*	*	*	*	*	*	23	11	17 
10:00	*	*	*	*	*	*	14	4	9 
11:00	*	*	*	*	*	*	3	2	2 
Day Total	0	0	0	0	0	0	220	334	342
% Avg. WkDay	0.0%	0.0%	0.0%	0.0%	0.0%				
% Avg. Week	0.0%	0.0%	0.0%	0.0%	0.0%	0.0%	64.3%	97.7%	
AM Peak Volume								11:00 24	11:00 24
PM Peak Volume							18:00 43	15:00 48	15:00 35

Counts performed for NVDA by  
 Transportation Systems Planning  
 1 Bassy Street  
 Lebanon, New Hampshire 03766

Site Code: 00000000026  
 Station ID:  
 MILL VILLAGE ROAD CRAFTSBURY  
 ~800 FEET EAST OF WYLIE HILL ROAD  
 Latitude: -999' 0.000 South

Start Time	Mon 30-Jul-12	Tue 31-Jul-12	Wed 01-Aug-12	Thu 02-Aug-12	Fri 03-Aug-12	Average Day	Sat 04-Aug-12	Sun 05-Aug-12	Week Average
12:00 AM	0	0	0	1	0	0	2	0	0
01:00	0	0	0	1	0	0	0	3	1
02:00	0	0	0	0	0	0	0	1	0
03:00	0	0	0	0	0	0	0	0	0
04:00	0	0	0	0	0	0	1	2	0
05:00	5	3	4	3	4	4	0	1	3
06:00	1	7	7	7	8	6	3	2	5
07:00	16	12	10	16	13	13	12	11	13
08:00	22	19	14	14	17	17	20	16	17
09:00	20	30	18	14	21	21	40	<b>35</b>	25
10:00	<b>27</b>	13	20	<b>25</b>	<b>31</b>	23	<b>45</b>	26	<b>27</b>
11:00	25	<b>38</b>	<b>26</b>	19	20	<b>26</b>	30	30	27
12:00 PM	22	40	<b>33</b>	26	33	31	39	26	31
01:00	21	40	20	27	<b>41</b>	30	35	<b>40</b>	<b>32</b>
02:00	31	24	21	24	35	27	35	26	28
03:00	21	31	22	29	27	26	<b>40</b>	29	28
04:00	31	38	25	23	23	28	28	20	27
05:00	<b>35</b>	<b>44</b>	28	<b>38</b>	32	<b>35</b>	20	22	31
06:00	26	34	21	27	25	27	28	15	25
07:00	22	28	13	23	21	21	14	20	20
08:00	13	12	25	17	15	16	10	14	15
09:00	1	13	6	5	9	7	11	10	8
10:00	3	2	2	6	10	5	3	6	5
11:00	1	0	0	1	6	2	2	1	2
Day Total	343	428	315	346	391	365	418	356	370
% Avg. WkDay	94.0%	117.3%	86.3%	94.8%	107.1%				
% Avg. Week	92.7%	115.7%	85.1%	93.5%	105.7%	98.6%	113.0%	96.2%	
AM Peak	10:00	11:00	11:00	10:00	10:00	11:00	10:00	09:00	10:00
Volume	27	38	26	25	31	26	45	35	27
PM Peak	17:00	17:00	12:00	17:00	13:00	17:00	15:00	13:00	13:00
Volume	35	44	33	38	41	35	40	40	32

Counts performed for NVDA by  
 Transportation Systems Planning  
 1 Bassy Street  
 Lebanon, New Hampshire 03766

Site Code: 00000000026  
 Station ID:  
 MILL VILLAGE ROAD CRAFTSBURY  
 ~800 FEET EAST OF WYLIE HILL ROAD  
 Latitude: -999' 0.000 South

Start Time	Mon 06-Aug-12	Tue 07-Aug-12	Wed 08-Aug-12	Thu 09-Aug-12	Fri 10-Aug-12	Average Day	Sat 11-Aug-12	Sun 12-Aug-12	Week Average
12:00 AM	2	*	*	*	*	2	*	*	2
01:00	0	*	*	*	*	0	*	*	0
02:00	2	*	*	*	*	2	*	*	2
03:00	0	*	*	*	*	0	*	*	0
04:00	1	*	*	*	*	1	*	*	1
05:00	3	*	*	*	*	3	*	*	3
06:00	8	*	*	*	*	8	*	*	8
07:00	19	*	*	*	*	19	*	*	19
08:00	<b>25</b>	*	*	*	*	<b>25</b>	*	*	<b>25</b>
09:00	17	*	*	*	*	17	*	*	17
10:00	9	*	*	*	*	9	*	*	9
11:00	*	*	*	*	*	*	*	*	*
12:00 PM	*	*	*	*	*	*	*	*	*
01:00	*	*	*	*	*	*	*	*	*
02:00	*	*	*	*	*	*	*	*	*
03:00	*	*	*	*	*	*	*	*	*
04:00	*	*	*	*	*	*	*	*	*
05:00	*	*	*	*	*	*	*	*	*
06:00	*	*	*	*	*	*	*	*	*
07:00	*	*	*	*	*	*	*	*	*
08:00	*	*	*	*	*	*	*	*	*
09:00	*	*	*	*	*	*	*	*	*
10:00	*	*	*	*	*	*	*	*	*
11:00	*	*	*	*	*	*	*	*	*
Day Total	86	0	0	0	0	86	0	0	86
% Avg. WkDay	100.0%	0.0%	0.0%	0.0%	0.0%				
% Avg. Week	100.0%	0.0%	0.0%	0.0%	0.0%	100.0%	0.0%	0.0%	
AM Peak Volume	08:00 25					08:00 25			08:00 25
PM Peak Volume									
Grand Total	429	428	315	346	391	451	638	690	798
ADT		ADT 364		AADT 364					