



































Counts performed for NVDA by
 Transportation Systems Planning
 1 Bassy Street
 Lebanon, New Hampshire 03766

Site Code: 00000000003
 Station ID:
 LAKE ROAD GREENSBORO
 ~200 FEET WEST OF OVERLOOK ROAD
 Latitude: -999' 0.000 South

Start Time	Mon 17-Jun-13	Tue 18-Jun-13	Wed 19-Jun-13	Thu 20-Jun-13	Fri 21-Jun-13	Average Day	Sat 22-Jun-13	Sun 23-Jun-13	Week Average
12:00 AM	*	*	*	*	*	*	0	1	0
01:00	*	*	*	*	*	*	0	1	0
02:00	*	*	*	*	*	*	0	0	0
03:00	*	*	*	*	*	*	0	0	0
04:00	*	*	*	*	*	*	0	0	0
05:00	*	*	*	*	*	*	2	2	2 
06:00	*	*	*	*	*	*	3	0	2 
07:00	*	*	*	*	*	*	2	9	6 
08:00	*	*	*	*	*	*	2	5	4 
09:00	*	*	*	*	*	*	6	5	6 
10:00	*	*	*	*	*	*	4	3	4 
11:00	*	*	*	*	*	*	1	7	4 
12:00 PM	*	*	*	*	*	*	0	1	0
01:00	*	*	*	*	*	*	6	5	6 
02:00	*	*	*	*	2	2	4	6	4 
03:00	*	*	*	*	8	8	4	4	5 
04:00	*	*	*	*	3	3	4	3	3 
05:00	*	*	*	*	1	1	1	4	2 
06:00	*	*	*	*	7	7	3	1	4 
07:00	*	*	*	*	6	6	3	3	4 
08:00	*	*	*	*	5	5	2	1	3 
09:00	*	*	*	*	0	0	1	3	1 
10:00	*	*	*	*	0	0	0	0	0
11:00	*	*	*	*	0	0	1	3	1 
Day Total	0	0	0	0	32	32	49	67	61
% Avg. WkDay	0.0%	0.0%	0.0%	0.0%	100.0%				
% Avg. Week	0.0%	0.0%	0.0%	0.0%	52.5%	52.5%	80.3%	109.8%	
AM Peak Volume							09:00 6	07:00 9	07:00 6
PM Peak Volume					15:00 8	15:00 8	13:00 6	14:00 6	13:00 6

Site Code: 00000000003
 Station ID:
 LAKE ROAD GREENSBORO
 ~200 FEET WEST OF OVERLOOK ROAD
 Latitude: -999' 0.000 South

Start Time	Mon 24-Jun-13	Tue 25-Jun-13	Wed 26-Jun-13	Thu 27-Jun-13	Fri 28-Jun-13	Average Day	Sat 29-Jun-13	Sun 30-Jun-13	Week Average
12:00 AM	0	0	0	0	0	0	0	*	0
01:00	0	0	0	0	0	0	0	*	0
02:00	0	0	0	0	0	0	1	*	0
03:00	0	0	1	1	0	0	0	*	0
04:00	0	0	0	1	0	0	0	*	0
05:00	0	3	1	2	2	2	1	*	2 
06:00	2	1	2	1	1	1	1	*	1 
07:00	4	2	4	3	4	3	0	*	3 
08:00	6	7	5	2	4	5	0	*	4 
09:00	5	3	2	1	0	2	5	*	3 
10:00	1	6	2	8	2	4	5	*	4 
11:00	5	9	1	4	4	5	5	*	5 
12:00 PM	7	4	2	3	5	4	4	*	4 
01:00	6	4	3	7	3	5	5	*	5 
02:00	5	3	7	2	9	5	8	*	6 
03:00	16	8	4	3	5	7	15	*	8 
04:00	6	13	7	7	4	7	*	*	7 
05:00	4	6	5	9	10	7	*	*	7 
06:00	3	5	9	2	4	5	*	*	5 
07:00	1	2	7	5	0	3	*	*	3 
08:00	2	2	3	0	0	1	*	*	1 
09:00	0	0	0	0	1	0	*	*	0
10:00	0	0	4	0	0	1	*	*	1 
11:00	1	0	0	0	0	0	*	*	0
Day Total	74	78	69	61	58	67	50	0	69
% Avg. WkDay	110.4%	116.4%	103.0%	91.0%	86.6%				
% Avg. Week	107.2%	113.0%	100.0%	88.4%	84.1%	97.1%	72.5%	0.0%	
AM Peak	08:00	11:00	08:00	10:00	07:00	08:00	09:00		11:00
Volume	6	9	5	8	4	5	5		5
PM Peak	15:00	16:00	18:00	17:00	17:00	15:00	15:00		15:00
Volume	16	13	9	9	10	7	15		8
Grand Total	74	78	69	61	90	99	99	67	130
ADT		ADT 67		AADT 67					