





















Counts performed for NVDA by  
 Transportation Systems Planning  
 1 Bassy Street  
 Lebanon, New Hampshire 03766

Site Code: 00000000073  
 Station ID:  
 NORTH ROAD GUILDHALL  
 ~900 FEET NORTH OF VT ROUTE 102  
 Latitude: -999' 0.000 South

Start Time	Mon 02-Jul-12	Tue 03-Jul-12	Wed 04-Jul-12	Thu 05-Jul-12	Fri 06-Jul-12	Average Day	Sat 07-Jul-12	Sun 08-Jul-12	Week Average
12:00 AM	*	*	*	*	*	*	0	0	0
01:00	*	*	*	*	*	*	0	4	2 
02:00	*	*	*	*	*	*	0	0	0
03:00	*	*	*	*	*	*	0	0	0
04:00	*	*	*	*	*	*	0	0	0
05:00	*	*	*	*	*	*	3	0	2 
06:00	*	*	*	*	*	*	1	1	1 
07:00	*	*	*	*	*	*	8	2	5 
08:00	*	*	*	*	*	*	8	13	10 
09:00	*	*	*	*	*	*	7	<b>22</b>	14 
10:00	*	*	*	*	*	*	<b>20</b>	11	<b>16</b> 
11:00	*	*	*	*	*	*	18	13	16 
12:00 PM	*	*	*	*	9	9	<b>18</b>	17	15 
01:00	*	*	*	*	11	11	9	19	13 
02:00	*	*	*	*	15	15	17	<b>27</b>	<b>20</b> 
03:00	*	*	*	*	15	15	11	16	14 
04:00	*	*	*	*	13	13	10	9	11 
05:00	*	*	*	*	9	9	9	10	9 
06:00	*	*	*	*	<b>19</b>	<b>19</b>	7	18	15 
07:00	*	*	*	*	9	9	4	12	8 
08:00	*	*	*	*	14	14	7	7	9 
09:00	*	*	*	*	4	4	1	5	3 
10:00	*	*	*	*	4	4	5	1	3 
11:00	*	*	*	*	4	4	1	4	3 
Day Total	0	0	0	0	126	126	164	211	189
% Avg. WkDay	0.0%	0.0%	0.0%	0.0%	100.0%				
% Avg. Week	0.0%	0.0%	0.0%	0.0%	66.7%	66.7%	86.8%	111.6%	
AM Peak Volume							10:00 20	09:00 22	10:00 16
PM Peak Volume					18:00 19	18:00 19	12:00 18	14:00 27	14:00 20

Counts performed for NVDA by  
 Transportation Systems Planning  
 1 Bassy Street  
 Lebanon, New Hampshire 03766

Site Code: 00000000073  
 Station ID:  
 NORTH ROAD GUILDHALL  
 ~900 FEET NORTH OF VT ROUTE 102  
 Latitude: -999' 0.000 South

Start Time	Mon 09-Jul-12	Tue 10-Jul-12	Wed 11-Jul-12	Thu 12-Jul-12	Fri 13-Jul-12	Average Day	Sat 14-Jul-12	Sun 15-Jul-12	Week Average
12:00 AM	0	1	1	1	1	1	1	*	1
01:00	0	0	0	0	0	0	0	*	0
02:00	0	0	0	0	0	0	0	*	0
03:00	0	0	0	0	0	0	0	*	0
04:00	1	1	1	0	1	1	0	*	1
05:00	3	4	2	3	4	3	1	*	3
06:00	5	9	9	14	6	9	4	*	8
07:00	11	5	13	12	4	9	7	*	9
08:00	12	6	20	17	14	14	9	*	13
09:00	<b>16</b>	13	18	17	10	15	<b>15</b>	*	15
10:00	15	20	<b>21</b>	<b>20</b>	16	18	3	*	16
11:00	14	<b>28</b>	17	17	<b>24</b>	<b>20</b>	*	*	<b>20</b>
12:00 PM	16	13	19	22	16	17	*	*	17
01:00	<b>18</b>	14	18	26	<b>29</b>	<b>21</b>	*	*	<b>21</b>
02:00	9	15	12	<b>27</b>	16	16	*	*	16
03:00	18	15	<b>30</b>	24	12	20	*	*	20
04:00	12	13	16	13	11	13	*	*	13
05:00	10	11	25	26	14	17	*	*	17
06:00	17	<b>18</b>	19	14	21	18	*	*	18
07:00	13	15	8	8	18	12	*	*	12
08:00	6	9	17	8	11	10	*	*	10
09:00	0	6	2	3	5	3	*	*	3
10:00	2	2	4	10	9	5	*	*	5
11:00	3	1	1	0	2	1	*	*	1
Day Total	201	219	273	282	244	243	40	0	239
% Avg. WkDay	82.7%	90.1%	112.3%	116.0%	100.4%				
% Avg. Week	84.1%	91.6%	114.2%	118.0%	102.1%	101.7%	16.7%	0.0%	
AM Peak	09:00	11:00	10:00	10:00	11:00	11:00	09:00		11:00
Volume	16	28	21	20	24	20	15		20
PM Peak	13:00	18:00	15:00	14:00	13:00	13:00			13:00
Volume	18	18	30	27	29	21			21
Grand Total	201	219	273	282	370	369	204	211	428
ADT		ADT 221		AADT 221					