























Counts performed for NVDA by  
 Transportation Systems Planning  
 1 Bassy Street  
 Lebanon, New Hampshire 03766

Site Code: 00000000022  
 Station ID:  
 BROWN FARM ROAD HARDWICK  
 ~700 FEET NORTH OF HOPKINS HILL ROAD  
 Latitude: -999' 0.000 South

Start Time	Mon 16-Jul-12	Tue 17-Jul-12	Wed 18-Jul-12	Thu 19-Jul-12	Fri 20-Jul-12	Average Day	Sat 21-Jul-12	Sun 22-Jul-12	Week Average
12:00 AM	*	*	*	*	*	*	1	7	4 
01:00	*	*	*	*	*	*	2	4	3 
02:00	*	*	*	*	*	*	1	1	1 
03:00	*	*	*	*	*	*	0	0	0
04:00	*	*	*	*	*	*	0	1	0
05:00	*	*	*	*	*	*	2	4	3 
06:00	*	*	*	*	*	*	6	0	3 
07:00	*	*	*	*	*	*	9	7	8 
08:00	*	*	*	*	*	*	7	4	6 
09:00	*	*	*	*	*	*	4	12	8 
10:00	*	*	*	*	*	*	9	<b>16</b>	12 
11:00	*	*	*	*	*	*	<b>12</b>	16	<b>14</b> 
12:00 PM	*	*	*	*	10	10	17	15	14 
01:00	*	*	*	*	10	10	<b>21</b>	16	16 
02:00	*	*	*	*	18	18	13	<b>23</b>	18 
03:00	*	*	*	*	11	11	13	11	12 
04:00	*	*	*	*	14	14	16	15	15 
05:00	*	*	*	*	18	18	20	19	<b>19</b> 
06:00	*	*	*	*	<b>25</b>	<b>25</b>	13	5	14 
07:00	*	*	*	*	18	18	10	11	13 
08:00	*	*	*	*	8	8	14	9	10 
09:00	*	*	*	*	10	10	16	6	11 
10:00	*	*	*	*	9	9	4	4	6 
11:00	*	*	*	*	5	5	7	1	4 
Day Total	0	0	0	0	156	156	217	207	214
% Avg. WkDay	0.0%	0.0%	0.0%	0.0%	100.0%				
% Avg. Week	0.0%	0.0%	0.0%	0.0%	72.9%	72.9%	101.4%	96.7%	
AM Peak Volume							11:00 12	10:00 16	11:00 14
PM Peak Volume					18:00 25	18:00 25	13:00 21	14:00 23	17:00 19

Site Code: 00000000022  
 Station ID:  
 BROWN FARM ROAD HARDWICK  
 ~700 FEET NORTH OF HOPKINS HILL ROAD  
 Latitude: -999' 0.000 South

Start Time	Mon 23-Jul-12	Tue 24-Jul-12	Wed 25-Jul-12	Thu 26-Jul-12	Fri 27-Jul-12	Average Day	Sat 28-Jul-12	Sun 29-Jul-12	Week Average
12:00 AM	1	3	0	0	1	1	2	*	1
01:00	0	2	0	0	0	0	3	*	1
02:00	0	1	0	0	0	0	3	*	1
03:00	1	1	0	1	0	1	2	*	1
04:00	3	5	3	3	3	3	2	*	3
05:00	6	3	3	3	7	4	4	*	4
06:00	3	4	8	5	4	5	5	*	5
07:00	10	14	11	12	<b>16</b>	13	4	*	11
08:00	<b>15</b>	<b>15</b>	<b>16</b>	<b>16</b>	14	<b>15</b>	8	*	<b>14</b>
09:00	13	3	11	14	16	11	<b>20</b>	*	13
10:00	9	7	7	14	12	10	*	*	10
11:00	10	9	13	11	12	11	*	*	11
12:00 PM	10	9	9	10	14	10	*	*	10
01:00	15	10	16	14	6	12	*	*	12
02:00	17	17	11	19	19	17	*	*	17
03:00	14	18	15	15	13	15	*	*	15
04:00	19	<b>19</b>	<b>23</b>	18	12	18	*	*	18
05:00	<b>20</b>	17	23	<b>22</b>	19	<b>20</b>	*	*	<b>20</b>
06:00	17	10	18	20	<b>22</b>	17	*	*	17
07:00	10	7	18	9	10	11	*	*	11
08:00	6	5	2	19	12	9	*	*	9
09:00	7	6	0	9	12	7	*	*	7
10:00	4	2	1	2	2	2	*	*	2
11:00	4	0	1	0	4	2	*	*	2
Day Total	214	187	209	236	230	214	53	0	215
% Avg. WkDay	100.0%	87.4%	97.7%	110.3%	107.5%				
% Avg. Week	99.5%	87.0%	97.2%	109.8%	107.0%	99.5%	24.7%	0.0%	
AM Peak	08:00	08:00	08:00	08:00	07:00	08:00	09:00		08:00
Volume	15	15	16	16	16	15	20		14
PM Peak	17:00	16:00	16:00	17:00	18:00	17:00			17:00
Volume	20	19	23	22	22	20			20
Grand Total	214	187	209	236	386	370	270	207	429
ADT		ADT 216		AADT 216					