

























Counts performed for NVDA by  
 Transportation Systems Planning  
 1 Bassy Street  
 Lebanon, New Hampshire 03766

Site Code: 00000000028  
 Station ID:  
 BACK CENTER ROAD LYNDON  
 ~275 FEET NORTH OF US ROUTE 5  
 Latitude: -999' 0.000 South

Start Time	Mon 16-Sep-13	Tue 17-Sep-13	Wed 18-Sep-13	Thu 19-Sep-13	Fri 20-Sep-13	Average Day	Sat 21-Sep-13	Sun 22-Sep-13	Week Average
12:00 AM	*	*	8	4	9	7	10	11	8 
01:00	*	*	6	9	5	7	13	10	9 
02:00	*	*	4	6	8	6	8	4	6 
03:00	*	*	4	3	5	4	6	2	4 
04:00	*	*	11	17	19	16	4	5	11 
05:00	*	*	38	32	32	34	16	2	24 
06:00	*	*	86	93	90	90	21	11	60 
07:00	*	*	<b>258</b>	<b>231</b>	<b>250</b>	<b>246</b>	73	30	<b>168</b> 
08:00	*	*	124	167	151	147	122	87	130 
09:00	*	*	139	121	154	138	151	108	135 
10:00	*	*	110	140	139	130	156	125	134 
11:00	*	<b>126</b>	119	123	140	127	<b>187</b>	<b>136</b>	138 
12:00 PM	*	143	137	171	180	158	199	140	162 
01:00	*	151	136	147	172	152	173	<b>153</b>	155 
02:00	*	188	189	182	195	188	185	127	178 
03:00	*	<b>297</b>	<b>280</b>	240	<b>271</b>	<b>272</b>	<b>232</b>	108	<b>238</b> 
04:00	*	238	235	<b>254</b>	225	238	147	118	203 
05:00	*	219	256	206	245	232	157	114	200 
06:00	*	125	167	183	164	160	153	81	146 
07:00	*	88	107	87	120	100	90	87	96 
08:00	*	57	58	50	55	55	65	57	57 
09:00	*	54	41	37	81	53	63	40	53 
10:00	*	27	24	25	64	35	37	21	33 
11:00	*	13	15	15	34	19	23	5	18 
Day Total	0	1726	2552	2543	2808	2614	2291	1582	2366
% Avg. WkDay	0.0%	66.0%	97.6%	97.3%	107.4%				
% Avg. Week	0.0%	73.0%	107.9%	107.5%	118.7%	110.5%	96.8%	66.9%	
AM Peak		11:00	07:00	07:00	07:00	07:00	11:00	11:00	07:00
Volume		126	258	231	250	246	187	136	168
PM Peak		15:00	15:00	16:00	15:00	15:00	15:00	13:00	15:00
Volume		297	280	254	271	272	232	153	238

Counts performed for NVDA by  
 Transportation Systems Planning  
 1 Bassy Street  
 Lebanon, New Hampshire 03766

Site Code: 00000000028  
 Station ID:  
 BACK CENTER ROAD LYNDON  
 ~275 FEET NORTH OF US ROUTE 5  
 Latitude: -999' 0.000 South

Start Time	Mon 23-Sep-13	Tue 24-Sep-13	Wed 25-Sep-13	Thu 26-Sep-13	Fri 27-Sep-13	Average Day	Sat 28-Sep-13	Sun 29-Sep-13	Week Average
12:00 AM	7	10	9	*	*	9	*	*	9
01:00	2	7	4	*	*	4	*	*	4
02:00	4	8	9	*	*	7	*	*	7
03:00	6	3	13	*	*	7	*	*	7
04:00	11	13	21	*	*	15	*	*	15
05:00	31	38	39	*	*	36	*	*	36
06:00	91	87	93	*	*	90	*	*	90
07:00	<b>228</b>	<b>237</b>	<b>236</b>	*	*	<b>234</b>	*	*	<b>234</b>
08:00	156	160	157	*	*	158	*	*	158
09:00	119	118	117	*	*	118	*	*	118
10:00	120	112	113	*	*	115	*	*	115
11:00	125	107	121	*	*	118	*	*	118
12:00 PM	155	137	<b>113</b>	*	*	135	*	*	135
01:00	133	144	*	*	*	138	*	*	138
02:00	199	184	*	*	*	192	*	*	192
03:00	248	<b>294</b>	*	*	*	<b>271</b>	*	*	<b>271</b>
04:00	<b>251</b>	256	*	*	*	254	*	*	254
05:00	215	230	*	*	*	222	*	*	222
06:00	101	156	*	*	*	128	*	*	128
07:00	71	106	*	*	*	88	*	*	88
08:00	49	78	*	*	*	64	*	*	64
09:00	41	50	*	*	*	46	*	*	46
10:00	28	19	*	*	*	24	*	*	24
11:00	16	17	*	*	*	16	*	*	16
Day Total	2407	2571	1045	0	0	2489	0	0	2489
% Avg. WkDay	96.7%	103.3%	42.0%	0.0%	0.0%				
% Avg. Week	96.7%	103.3%	42.0%	0.0%	0.0%	100.0%	0.0%	0.0%	
AM Peak Volume	07:00 228	07:00 237	07:00 236			07:00 234			07:00 234
PM Peak Volume	16:00 251	15:00 294	12:00 113			15:00 271			15:00 271
Grand Total	2407	4297	3597	2543	2808	5103	2291	1582	4855
ADT		ADT 2,415		AADT 2,415					