







Counts performed for NVDA by
 Transpotation Systems Planning
 1 Bassy Street
 Lebenanon, NH 03766

Site Code: 000002015055
 Station ID:
 PEACHAM ROAD RYEGATE
 SOUTH OF PEACHAM-RYEGATE TL
 Latitude: -999' 0.000 South

| Start Time | Mon 12-Oct-15 | Tue 13-Oct-15 | Wed 14-Oct-15 | Thu 15-Oct-15 | Fri 16-Oct-15 | Average Day | Sat 17-Oct-15 | Sun 18-Oct-15 | Week Average |
|-------------------|------------------|------------------|------------------|------------------|------------------|----------------|------------------|------------------|-----------------------------------------------------------------------------------------------|
| 12:00 AM | * | * | * | * | * | * | * | * | * |
| 01:00 | * | * | * | * | * | * | * | * | * |
| 02:00 | * | * | * | * | * | * | * | * | * |
| 03:00 | * | * | * | * | * | * | * | * | * |
| 04:00 | * | * | * | * | * | * | * | * | * |
| 05:00 | * | * | * | * | * | * | * | * | * |
| 06:00 | * | * | * | * | * | * | * | * | * |
| 07:00 | * | * | * | * | * | * | * | * | * |
| 08:00 | * | * | * | * | * | * | * | * | * |
| 09:00 | * | * | * | * | * | * | * | * | * |
| 10:00 | * | * | * | * | * | * | * | * | * |
| 11:00 | * | * | * | * | * | * | * | * | * |
| 12:00 PM | * | * | * | * | * | * | * | * | * |
| 01:00 | * | * | * | * | * | * | * | * | * |
| 02:00 | * | * | * | * | * | * | * | * | * |
| 03:00 | * | * | * | * | * | * | * | * | * |
| 04:00 | * | * | * | * | * | * | * | * | * |
| 05:00 | * | * | * | * | * | * | * | 44 | 44  |
| 06:00 | * | * | * | * | * | * | * | 30 | 30  |
| 07:00 | * | * | * | * | * | * | * | 15 | 15  |
| 08:00 | * | * | * | * | * | * | * | 12 | 12  |
| 09:00 | * | * | * | * | * | * | * | 7 | 7  |
| 10:00 | * | * | * | * | * | * | * | 4 | 4  |
| 11:00 | * | * | * | * | * | * | * | 0 | 0 |
| Day Total | 0 | 0 | 0 | 0 | 0 | 0 | 0 | 112 | 112 |
| % Avg. WkDay | 0.0% | 0.0% | 0.0% | 0.0% | 0.0% | | | | |
| % Avg. Week | 0.0% | 0.0% | 0.0% | 0.0% | 0.0% | 0.0% | 0.0% | 100.0% | |
| AM Peak Volume | | | | | | | | | |
| PM Peak Volume | | | | | | | | 17:00 44 | 17:00 44 |

Counts performed for NVDA by
 Transpotation Systems Planning
 1 Bassy Street
 Lebanon, NH 03766

Site Code: 000002015055
 Station ID:
 PEACHAM ROAD RYEGATE
 SOUTH OF PEACHAM-RYEGATE TL
 Latitude: -999' 0.000 South

| Start Time | Mon 19-Oct-15 | Tue 20-Oct-15 | Wed 21-Oct-15 | Thu 22-Oct-15 | Fri 23-Oct-15 | Average Day | Sat 24-Oct-15 | Sun 25-Oct-15 | Week Average |
|-------------------|------------------|------------------|------------------|------------------|------------------|----------------|------------------|------------------|-----------------|
| 12:00 AM | 0 | 0 | 5 | 1 | 6 | 2 | 1 | * | 2 |
| 01:00 | 0 | 0 | 0 | 1 | 0 | 0 | 0 | * | 0 |
| 02:00 | 2 | 0 | 0 | 0 | 0 | 0 | 0 | * | 0 |
| 03:00 | 2 | 1 | 1 | 1 | 2 | 1 | 2 | * | 2 |
| 04:00 | 7 | 4 | 2 | 3 | 6 | 4 | 33 | * | 9 |
| 05:00 | 6 | 6 | 6 | 7 | 5 | 6 | 46 | * | 13 |
| 06:00 | 26 | 34 | 31 | 42 | 30 | 33 | 69 | * | 39 |
| 07:00 | 33 | 38 | 39 | 34 | 23 | 33 | 58 | * | 38 |
| 08:00 | 28 | 44 | 32 | 29 | 39 | 34 | * | * | 34 |
| 09:00 | 24 | 24 | 44 | 24 | 39 | 31 | * | * | 31 |
| 10:00 | 57 | 43 | 49 | 33 | 46 | 46 | * | * | 46 |
| 11:00 | 48 | 39 | 49 | 51 | 64 | 50 | * | * | 50 |
| 12:00 PM | 40 | 45 | 46 | 35 | 59 | 45 | * | * | 45 |
| 01:00 | 36 | 31 | 29 | 44 | 40 | 36 | * | * | 36 |
| 02:00 | 44 | 36 | 38 | 46 | 46 | 42 | * | * | 42 |
| 03:00 | 46 | 47 | 54 | 46 | 38 | 46 | * | * | 46 |
| 04:00 | 62 | 53 | 40 | 78 | 59 | 58 | * | * | 58 |
| 05:00 | 53 | 37 | 49 | 49 | 42 | 46 | * | * | 46 |
| 06:00 | 37 | 29 | 36 | 33 | 47 | 36 | * | * | 36 |
| 07:00 | 12 | 16 | 16 | 22 | 27 | 19 | * | * | 19 |
| 08:00 | 8 | 4 | 9 | 12 | 33 | 13 | * | * | 13 |
| 09:00 | 4 | 5 | 7 | 4 | 10 | 6 | * | * | 6 |
| 10:00 | 9 | 3 | 4 | 5 | 2 | 5 | * | * | 5 |
| 11:00 | 2 | 0 | 0 | 5 | 3 | 2 | * | * | 2 |
| Day Total | 586 | 539 | 586 | 605 | 666 | 594 | 209 | 0 | 618 |
| % Avg. WkDay | 98.7% | 90.7% | 98.7% | 101.9% | 112.1% | | | | |
| % Avg. Week | 94.8% | 87.2% | 94.8% | 97.9% | 107.8% | 96.1% | 33.8% | 0.0% | |
| AM Peak Volume | 10:00 57 | 08:00 44 | 10:00 49 | 11:00 51 | 11:00 64 | 11:00 50 | 06:00 69 | | 11:00 50 |
| PM Peak Volume | 16:00 62 | 16:00 53 | 15:00 54 | 16:00 78 | 12:00 59 | 16:00 58 | | | 16:00 58 |
| Grand Total | 586 | 539 | 586 | 605 | 666 | 594 | 209 | 112 | 730 |
| ADT | | ADT 590 | | AADT 590 | | | | | |