
























Counts performed for NVDA by
 Transportation Systems Planning
 1 Bassy Street
 Lebanon, New Hampshire 03766

Site Code: 00000000014
 Station ID:
 LACKIE HILL ROAD ST JOHNSBURY
 250 FEET EAST OF BREEZY HILL ROAD
 Latitude: -999' 0.000 South

Start Time	Mon 09-Jul-12	Tue 10-Jul-12	Wed 11-Jul-12	Thu 12-Jul-12	Fri 13-Jul-12	Average Day	Sat 14-Jul-12	Sun 15-Jul-12	Week Average
12:00 AM	*	*	*	*	*	*	*	6	6 
01:00	*	*	*	*	*	*	*	2	2 
02:00	*	*	*	*	*	*	*	1	1 
03:00	*	*	*	*	*	*	*	1	1 
04:00	*	*	*	*	*	*	*	6	6 
05:00	*	*	*	*	*	*	*	0	0
06:00	*	*	*	*	*	*	*	4	4 
07:00	*	*	*	*	*	*	*	13	13 
08:00	*	*	*	*	*	*	*	9	9 
09:00	*	*	*	*	*	*	*	13	13 
10:00	*	*	*	*	*	*	*	25	25 
11:00	*	*	*	*	*	*	*	37	37 
12:00 PM	*	*	*	*	*	*	*	29	29 
01:00	*	*	*	*	*	*	*	21	21 
02:00	*	*	*	*	*	*	25	24	24 
03:00	*	*	*	*	*	*	24	28	26 
04:00	*	*	*	*	*	*	26	26	26 
05:00	*	*	*	*	*	*	32	19	26 
06:00	*	*	*	*	*	*	16	23	20 
07:00	*	*	*	*	*	*	20	22	21 
08:00	*	*	*	*	*	*	21	14	18 
09:00	*	*	*	*	*	*	13	11	12 
10:00	*	*	*	*	*	*	9	3	6 
11:00	*	*	*	*	*	*	5	6	6 
Day Total	0	0	0	0	0	0	191	343	352
% Avg. WkDay	0.0%	0.0%	0.0%	0.0%	0.0%				
% Avg. Week	0.0%	0.0%	0.0%	0.0%	0.0%	0.0%	54.3%	97.4%	
AM Peak Volume								11:00 37	11:00 37
PM Peak Volume							17:00 32	12:00 29	12:00 29

Counts performed for NVDA by
 Transportation Systems Planning
 1 Bassy Street
 Lebanon, New Hampshire 03766

Site Code: 00000000014
 Station ID:
 LACKIE HILL ROAD ST JOHNSBURY
 250 FEET EAST OF BREEZY HILL ROAD
 Latitude: -999' 0.000 South

Start Time	Mon 16-Jul-12	Tue 17-Jul-12	Wed 18-Jul-12	Thu 19-Jul-12	Fri 20-Jul-12	Average Day	Sat 21-Jul-12	Sun 22-Jul-12	Week Average
12:00 AM	0	2	4	0	3	2	0	0	1
01:00	0	0	0	0	2	0	3	2	1
02:00	0	0	0	0	1	0	1	2	1
03:00	1	2	1	1	0	1	2	0	1
04:00	8	3	6	5	7	6	4	1	5
05:00	12	16	13	15	18	15	1	3	11
06:00	14	23	19	15	12	17	8	4	14
07:00	44	24	23	24	23	28	17	13	24
08:00	40	29	31	24	30	31	27	18	28
09:00	38	16	20	25	26	25	23	14	23
10:00	33	27	30	25	37	30	28	16	28
11:00	31	35	27	34	22	30	32	35	31
12:00 PM	34	13	33	29	35	29	44	42	33
01:00	29	27	25	28	25	27	30	34	28
02:00	26	38	28	33	31	31	30	24	30
03:00	37	42	56	42	31	42	48	27	40
04:00	28	38	37	42	47	38	43	21	37
05:00	53	46	49	47	47	48	25	23	41
06:00	23	18	24	36	27	26	23	23	25
07:00	21	14	24	18	24	20	18	19	20
08:00	19	11	21	20	14	17	35	23	20
09:00	15	10	18	8	10	12	26	10	14
10:00	5	6	9	4	14	8	13	3	8
11:00	3	8	8	2	10	6	10	1	6
Day Total	514	448	506	477	496	489	491	358	470
% Avg. WkDay	105.1%	91.6%	103.5%	97.5%	101.4%				
% Avg. Week	109.4%	95.3%	107.7%	101.5%	105.5%	104.0%	104.5%	76.2%	
AM Peak	07:00	11:00	08:00	11:00	10:00	08:00	11:00	11:00	11:00
Volume	44	35	31	34	37	31	32	35	31
PM Peak	17:00	17:00	15:00	17:00	16:00	17:00	15:00	12:00	17:00
Volume	53	46	56	47	47	48	48	42	41

Counts performed for NVDA by
 Transportation Systems Planning
 1 Bassy Street
 Lebanon, New Hampshire 03766

Site Code: 00000000014
 Station ID:
 LACKIE HILL ROAD ST JOHNSBURY
 250 FEET EAST OF BREEZY HILL ROAD
 Latitude: -999' 0.000 South

Start Time	Mon 23-Jul-12	Tue 24-Jul-12	Wed 25-Jul-12	Thu 26-Jul-12	Fri 27-Jul-12	Average Day	Sat 28-Jul-12	Sun 29-Jul-12	Week Average
12:00 AM	1	1	*	*	*	1	*	*	1
01:00	0	0	*	*	*	0	*	*	0
02:00	0	0	*	*	*	0	*	*	0
03:00	2	0	*	*	*	1	*	*	1
04:00	4	1	*	*	*	2	*	*	2
05:00	13	7	*	*	*	10	*	*	10
06:00	14	12	*	*	*	13	*	*	13
07:00	32	39	*	*	*	36	*	*	36
08:00	41	24	*	*	*	32	*	*	32
09:00	36	*	*	*	*	36	*	*	36
10:00	27	*	*	*	*	27	*	*	27
11:00	23	*	*	*	*	23	*	*	23
12:00 PM	24	*	*	*	*	24	*	*	24
01:00	40	*	*	*	*	40	*	*	40
02:00	34	*	*	*	*	34	*	*	34
03:00	38	*	*	*	*	38	*	*	38
04:00	44	*	*	*	*	44	*	*	44
05:00	40	*	*	*	*	40	*	*	40
06:00	29	*	*	*	*	29	*	*	29
07:00	23	*	*	*	*	23	*	*	23
08:00	13	*	*	*	*	13	*	*	13
09:00	14	*	*	*	*	14	*	*	14
10:00	6	*	*	*	*	6	*	*	6
11:00	0	*	*	*	*	0	*	*	0
Day Total	498	84	0	0	0	486	0	0	486
% Avg. WkDay	102.5%	17.3%	0.0%	0.0%	0.0%				
% Avg. Week	102.5%	17.3%	0.0%	0.0%	0.0%	100.0%	0.0%	0.0%	
AM Peak	08:00	07:00				07:00			07:00
Volume	41	39				36			36
PM Peak	16:00					16:00			16:00
Volume	44					44			44
Grand Total	1012	532	506	477	496	975	682	701	1308
ADT		ADT 451		AADT 451					