
























Counts performed for NVDA by
 Transportation Systems Planning
 1 Bassy Street
 Lebanon, New Hampshire 03766

Site Code: 00000000085
 Station ID:
 PIERCE MILL ROAD ST JOHNSBURY
 ~250 FEET EAST OF US ROUTE 5
 Latitude: -999' 0.000 South

Start Time	Mon 09-Jul-12	Tue 10-Jul-12	Wed 11-Jul-12	Thu 12-Jul-12	Fri 13-Jul-12	Average Day	Sat 14-Jul-12	Sun 15-Jul-12	Week Average
12:00 AM	*	*	*	*	*	*	*	0	0
01:00	*	*	*	*	*	*	*	0	0
02:00	*	*	*	*	*	*	*	0	0
03:00	*	*	*	*	*	*	*	0	0
04:00	*	*	*	*	*	*	*	2	2
05:00	*	*	*	*	*	*	*	2	2
06:00	*	*	*	*	*	*	*	3	3
07:00	*	*	*	*	*	*	*	5	5
08:00	*	*	*	*	*	*	*	8	8
09:00	*	*	*	*	*	*	*	15	15
10:00	*	*	*	*	*	*	*	14	14
11:00	*	*	*	*	*	*	*	13	13
12:00 PM	*	*	*	*	*	*	*	22	22
01:00	*	*	*	*	*	*	10	21	16
02:00	*	*	*	*	*	*	23	22	22
03:00	*	*	*	*	*	*	13	10	12
04:00	*	*	*	*	*	*	16	12	14
05:00	*	*	*	*	*	*	18	14	16
06:00	*	*	*	*	*	*	10	27	18
07:00	*	*	*	*	*	*	9	11	10
08:00	*	*	*	*	*	*	5	5	5
09:00	*	*	*	*	*	*	7	4	6
10:00	*	*	*	*	*	*	2	1	2
11:00	*	*	*	*	*	*	0	2	1
Day Total	0	0	0	0	0	0	113	213	206
% Avg. WkDay	0.0%	0.0%	0.0%	0.0%	0.0%				
% Avg. Week	0.0%	0.0%	0.0%	0.0%	0.0%	0.0%	54.9%	103.4%	
AM Peak Volume								09:00 15	09:00 15
PM Peak Volume							14:00 23	18:00 27	12:00 22

Counts performed for NVDA by
 Transportation Systems Planning
 1 Bassy Street
 Lebanon, New Hampshire 03766

Site Code: 00000000085
 Station ID:
 PIERCE MILL ROAD ST JOHNSBURY
 ~250 FEET EAST OF US ROUTE 5
 Latitude: -999' 0.000 South

Start Time	Mon 16-Jul-12	Tue 17-Jul-12	Wed 18-Jul-12	Thu 19-Jul-12	Fri 20-Jul-12	Average Day	Sat 21-Jul-12	Sun 22-Jul-12	Week Average
12:00 AM	3	0	0	2	0	1	6	11	3 
01:00	0	9	10	12	7	8	14	11	9 
02:00	0	0	0	0	0	0	0	2	0
03:00	32	31	29	22	26	28	18	2	23 
04:00	52	45	53	57	47	51	8	3	38 
05:00	39	43	70	51	47	50	9	1	37 
06:00	79	71	112	87	90	88	16	12	67 
07:00	75	63	104	108	89	88	21	9	67 
08:00	52	61	108	82	86	78	26	22	62 
09:00	71	81	83	87	112	87	23	33	70 
10:00	77	73	86	85	81	80	30	27	66 
11:00	83	79	91	107	101	92	49	30	77 
12:00 PM	70	106	141	127	76	104	29	22	82 
01:00	48	65	81	80	100	75	27	27	61 
02:00	81	106	90	109	83	94	18	30	74 
03:00	109	147	158	126	155	139	33	32	109 
04:00	107	80	116	105	37	89	30	27	72 
05:00	55	30	45	27	42	40	20	28	35 
06:00	28	27	26	46	30	31	19	23	28 
07:00	39	22	24	19	16	24	8	18	21 
08:00	22	18	20	17	16	19	13	16	17 
09:00	15	11	6	6	21	12	13	11	12 
10:00	5	6	8	9	7	7	6	6	7 
11:00	6	7	6	21	5	9	3	3	7 
Day Total	1148	1181	1467	1392	1274	1294	439	406	1044
% Avg. WkDay	88.7%	91.3%	113.4%	107.6%	98.5%				
% Avg. Week	110.0%	113.1%	140.5%	133.3%	122.0%	123.9%	42.0%	38.9%	
AM Peak	11:00	09:00	06:00	07:00	09:00	11:00	11:00	09:00	11:00
Volume	83	81	112	108	112	92	49	33	77
PM Peak	15:00	15:00	15:00	12:00	15:00	15:00	15:00	15:00	15:00
Volume	109	147	158	127	155	139	33	32	109

Counts performed for NVDA by
 Transportation Systems Planning
 1 Bassy Street
 Lebanon, New Hampshire 03766

Site Code: 00000000085
 Station ID:
 PIERCE MILL ROAD ST JOHNSBURY
 ~250 FEET EAST OF US ROUTE 5
 Latitude: -999' 0.000 South

Start Time	Mon 23-Jul-12	Tue 24-Jul-12	Wed 25-Jul-12	Thu 26-Jul-12	Fri 27-Jul-12	Average Day	Sat 28-Jul-12	Sun 29-Jul-12	Week Average
12:00 AM	2	0	*	*	*	1	*	*	1
01:00	0	10	*	*	*	5	*	*	5
02:00	0	0	*	*	*	0	*	*	0
03:00	17	16	*	*	*	16	*	*	16
04:00	50	54	*	*	*	52	*	*	52
05:00	44	44	*	*	*	44	*	*	44
06:00	83	88	*	*	*	86	*	*	86
07:00	72	75	*	*	*	74	*	*	74
08:00	78	55	*	*	*	66	*	*	66
09:00	67	31	*	*	*	49	*	*	49
10:00	61	*	*	*	*	61	*	*	61
11:00	76	*	*	*	*	76	*	*	76
12:00 PM	78	*	*	*	*	78	*	*	78
01:00	72	*	*	*	*	72	*	*	72
02:00	78	*	*	*	*	78	*	*	78
03:00	110	*	*	*	*	110	*	*	110
04:00	81	*	*	*	*	81	*	*	81
05:00	50	*	*	*	*	50	*	*	50
06:00	21	*	*	*	*	21	*	*	21
07:00	13	*	*	*	*	13	*	*	13
08:00	4	*	*	*	*	4	*	*	4
09:00	9	*	*	*	*	9	*	*	9
10:00	6	*	*	*	*	6	*	*	6
11:00	0	*	*	*	*	0	*	*	0
Day Total	1072	373	0	0	0	1052	0	0	1052
% Avg. WkDay	101.9%	35.5%	0.0%	0.0%	0.0%				
% Avg. Week	101.9%	35.5%	0.0%	0.0%	0.0%	100.0%	0.0%	0.0%	
AM Peak Volume	06:00 83	06:00 88				06:00 86			06:00 86
PM Peak Volume	15:00 110					15:00 110			15:00 110
Grand Total	2220	1554	1467	1392	1274	2346	552	619	2302
ADT		ADT 920		AADT 920					