












































Counts performed for NVDA by
 Transpotation Systems Planning
 1 Bassy Street
 Lebanon, NH 03766

Site Code: 000002015063
 Station ID:
 STANNARD MOUNTAIN ROAD STANNARD
 AT WHEELLOCK TL
 Latitude: -999' 0.000 South

Start Time	Mon 07-Sep-15	Tue 08-Sep-15	Wed 09-Sep-15	Thu 10-Sep-15	Fri 11-Sep-15	Average Day	Sat 12-Sep-15	Sun 13-Sep-15	Week Average
12:00 AM	*	*	*	*	*	*	*	3	3 
01:00	*	*	*	*	*	*	*	2	2 
02:00	*	*	*	*	*	*	*	0	0
03:00	*	*	*	*	*	*	*	1	1 
04:00	*	*	*	*	*	*	*	0	0
05:00	*	*	*	*	*	*	*	1	1 
06:00	*	*	*	*	*	*	*	3	3 
07:00	*	*	*	*	*	*	*	2	2 
08:00	*	*	*	*	*	*	*	6	6 
09:00	*	*	*	*	*	*	*	7	7 
10:00	*	*	*	*	*	*	*	16	16 
11:00	*	*	*	*	*	*	*	15	15 
12:00 PM	*	*	*	*	*	*	*	10	10 
01:00	*	*	*	*	*	*	23	16	20 
02:00	*	*	*	*	*	*	22	22	22 
03:00	*	*	*	*	*	*	20	12	16 
04:00	*	*	*	*	*	*	25	16	20 
05:00	*	*	*	*	*	*	12	10	11 
06:00	*	*	*	*	*	*	21	19	20 
07:00	*	*	*	*	*	*	7	5	6 
08:00	*	*	*	*	*	*	9	4	6 
09:00	*	*	*	*	*	*	6	3	4 
10:00	*	*	*	*	*	*	4	1	2 
11:00	*	*	*	*	*	*	1	0	0
Day Total	0	0	0	0	0	0	150	174	193
% Avg. WkDay	0.0%	0.0%	0.0%	0.0%	0.0%				
% Avg. Week	0.0%	0.0%	0.0%	0.0%	0.0%	0.0%	77.7%	90.2%	
AM Peak Volume								10:00 16	10:00 16
PM Peak Volume							16:00 25	14:00 22	14:00 22

Counts performed for NVDA by
 Transpotation Systems Planning
 1 Bassy Street
 Lebanon, NH 03766

Site Code: 000002015063
 Station ID:
 STANNARD MOUNTAIN ROAD STANNARD
 AT WHEELLOCK TL
 Latitude: -999' 0.000 South

Start Time	Mon 14-Sep-15	Tue 15-Sep-15	Wed 16-Sep-15	Thu 17-Sep-15	Fri 18-Sep-15	Average Day	Sat 19-Sep-15	Sun 20-Sep-15	Week Average
12:00 AM	0	0	0	0	1	0	0	*	0
01:00	0	0	2	1	1	1	4	*	1 
02:00	1	1	1	0	1	1	1	*	1 
03:00	0	0	0	2	0	0	0	*	0
04:00	1	1	3	0	1	1	2	*	1 
05:00	3	11	9	9	8	8	4	*	7 
06:00	13	20	14	17	15	16	1	*	13 
07:00	12	11	26	23	21	19	7	*	17 
08:00	11	25	15	20	17	18	8	*	16 
09:00	15	15	17	14	22	17	15	*	16 
10:00	11	16	9	13	18	13	24	*	15 
11:00	11	12	12	10	19	13	22	*	14 
12:00 PM	15	17	17	15	24	18	*	*	18 
01:00	17	14	20	17	25	19	*	*	19 
02:00	22	23	12	17	23	19	*	*	19 
03:00	25	30	23	20	18	23	*	*	23 
04:00	15	29	24	25	37	26	*	*	26 
05:00	18	21	24	20	24	21	*	*	21 
06:00	16	19	19	13	18	17	*	*	17 
07:00	14	14	10	9	13	12	*	*	12 
08:00	5	9	8	9	7	8	*	*	8 
09:00	3	4	1	6	4	4	*	*	4 
10:00	0	0	0	2	5	1	*	*	1 
11:00	0	4	0	0	1	1	*	*	1 
Day Total	228	296	266	262	323	276	88	0	270
% Avg. WkDay	82.6%	107.2%	96.4%	94.9%	117.0%				
% Avg. Week	84.4%	109.6%	98.5%	97.0%	119.6%	102.2%	32.6%	0.0%	
AM Peak	09:00	08:00	07:00	07:00	09:00	07:00	10:00		07:00
Volume	15	25	26	23	22	19	24		17
PM Peak	15:00	15:00	16:00	16:00	16:00	16:00			16:00
Volume	25	30	24	25	37	26			26
Grand Total	228	296	266	262	323	276	238	174	463
ADT		ADT 257		AADT 257					