






















Counts performed for NVDA by  
 Transpotation Systems Planning  
 1 Bassy Street  
 Lebanon, NH 03766

Site Code: 000002015069  
 Station ID:  
 NOYESTAR ROAD WALDEN  
 NORTH OF VILLAGE AREA  
 Latitude: -999' 0.000 South

Start Time	Mon 07-Sep-15	Tue 08-Sep-15	Wed 09-Sep-15	Thu 10-Sep-15	Fri 11-Sep-15	Average Day	Sat 12-Sep-15	Sun 13-Sep-15	Week Average
12:00 AM	*	*	*	*	*	*	*	0	0
01:00	*	*	*	*	*	*	*	0	0
02:00	*	*	*	*	*	*	*	2	2 
03:00	*	*	*	*	*	*	*	0	0
04:00	*	*	*	*	*	*	*	1	1 
05:00	*	*	*	*	*	*	*	3	3 
06:00	*	*	*	*	*	*	*	4	4 
07:00	*	*	*	*	*	*	*	9	9 
08:00	*	*	*	*	*	*	*	13	13 
09:00	*	*	*	*	*	*	*	21	21 
10:00	*	*	*	*	*	*	*	20	20 
11:00	*	*	*	*	*	*	*	<b>37</b>	<b>37</b> 
12:00 PM	*	*	*	*	*	*	30	30	30 
01:00	*	*	*	*	*	*	34	26	30 
02:00	*	*	*	*	*	*	<b>35</b>	<b>37</b>	<b>36</b> 
03:00	*	*	*	*	*	*	23	25	24 
04:00	*	*	*	*	*	*	29	23	26 
05:00	*	*	*	*	*	*	25	29	27 
06:00	*	*	*	*	*	*	22	26	24 
07:00	*	*	*	*	*	*	16	16	16 
08:00	*	*	*	*	*	*	19	10	14 
09:00	*	*	*	*	*	*	8	3	6 
10:00	*	*	*	*	*	*	4	1	2 
11:00	*	*	*	*	*	*	3	5	4 
Day Total	0	0	0	0	0	0	248	341	349
% Avg. WkDay	0.0%	0.0%	0.0%	0.0%	0.0%				
% Avg. Week	0.0%	0.0%	0.0%	0.0%	0.0%	0.0%	71.1%	97.7%	
AM Peak Volume								11:00 37	11:00 37
PM Peak Volume							14:00 35	14:00 37	14:00 36

Counts performed for NVDA by  
 Transpotation Systems Planning  
 1 Bassy Street  
 Lebanon, NH 03766

Site Code: 000002015069  
 Station ID:  
 NOYESTAR ROAD WALDEN  
 NORTH OF VILLAGE AREA  
 Latitude: -999' 0.000 South

Start Time	Mon 14-Sep-15	Tue 15-Sep-15	Wed 16-Sep-15	Thu 17-Sep-15	Fri 18-Sep-15	Average Day	Sat 19-Sep-15	Sun 20-Sep-15	Week Average
12:00 AM	1	0	1	1	1	1	0	*	1
01:00	0	0	0	0	0	0	2	*	0
02:00	0	0	0	0	0	0	0	*	0
03:00	1	1	0	1	2	1	3	*	1
04:00	7	3	5	3	2	4	2	*	4
05:00	3	10	7	2	3	5	1	*	4
06:00	13	26	24	29	23	23	9	*	21
07:00	<b>32</b>	<b>79</b>	<b>81</b>	<b>84</b>	<b>88</b>	<b>73</b>	16	*	<b>63</b>
08:00	19	29	37	27	31	29	27	*	28
09:00	29	39	22	29	30	30	25	*	29
10:00	28	26	34	25	24	27	<b>40</b>	*	30
11:00	26	23	19	29	31	26	*	*	26
12:00 PM	10	25	30	31	33	26	*	*	26
01:00	25	25	30	23	25	26	*	*	26
02:00	30	50	50	<b>52</b>	60	48	*	*	48
03:00	24	51	40	46	<b>62</b>	45	*	*	45
04:00	30	39	43	51	41	41	*	*	41
05:00	<b>36</b>	<b>65</b>	<b>54</b>	50	49	<b>51</b>	*	*	<b>51</b>
06:00	25	40	35	27	19	29	*	*	29
07:00	21	39	25	20	13	24	*	*	24
08:00	9	22	13	8	10	12	*	*	12
09:00	1	8	2	5	11	5	*	*	5
10:00	1	3	3	5	6	4	*	*	4
11:00	5	2	4	2	6	4	*	*	4
Day Total	376	605	559	550	570	534	125	0	522
% Avg. WkDay	70.4%	113.3%	104.7%	103.0%	106.7%				
% Avg. Week	72.0%	115.9%	107.1%	105.4%	109.2%	102.3%	23.9%	0.0%	
AM Peak	07:00	07:00	07:00	07:00	07:00	07:00	10:00		07:00
Volume	32	79	81	84	88	73	40		63
PM Peak	17:00	17:00	17:00	14:00	15:00	17:00			17:00
Volume	36	65	54	52	62	51			51
Grand Total	376	605	559	550	570	534	373	341	871
ADT		ADT 485		AADT 485					