






























Site Code: 00000000029  
 Station ID:  
 VERTICAL MILE ROAD WHEELOCK  
 ~150 FEET S OF PEAK ROAD  
 Latitude: -999' 0.000 South

Start Time	Mon 15-Jun-09	Tue 16-Jun-09	Wed 17-Jun-09	Thu 18-Jun-09	Fri 19-Jun-09	Average Day	Sat 20-Jun-09	Sun 21-Jun-09	Week Average
12:00 AM	*	*	*	*	*	*	2	2	2 
01:00	*	*	*	*	*	*	2	0	1 
02:00	*	*	*	*	*	*	0	0	0
03:00	*	*	*	*	*	*	2	0	1 
04:00	*	*	*	*	*	*	0	0	0
05:00	*	*	*	*	*	*	2	1	2 
06:00	*	*	*	*	*	*	2	1	2 
07:00	*	*	*	*	*	*	7	5	6 
08:00	*	*	*	*	*	*	17	14	16 
09:00	*	*	*	*	*	*	21	15	18 
10:00	*	*	*	*	*	*	<b>28</b>	14	<b>21</b> 
11:00	*	*	*	*	*	*	22	<b>17</b>	20 
12:00 PM	*	*	*	*	6	6	<b>32</b>	11	16 
01:00	*	*	*	*	14	14	16	12	14 
02:00	*	*	*	*	10	10	18	14	14 
03:00	*	*	*	*	16	16	11	13	13 
04:00	*	*	*	*	<b>21</b>	<b>21</b>	19	<b>18</b>	<b>19</b> 
05:00	*	*	*	*	16	16	14	15	15 
06:00	*	*	*	*	10	10	17	10	12 
07:00	*	*	*	*	7	7	10	14	10 
08:00	*	*	*	*	6	6	10	8	8 
09:00	*	*	*	*	4	4	2	5	4 
10:00	*	*	*	*	4	4	3	3	3 
11:00	*	*	*	*	2	2	4	5	4 
Day Total	0	0	0	0	116	116	261	197	221
% Avg. WkDay	0.0%	0.0%	0.0%	0.0%	100.0%				
% Avg. Week	0.0%	0.0%	0.0%	0.0%	52.5%	52.5%	118.1%	89.1%	
AM Peak Volume							10:00 28	11:00 17	10:00 21
PM Peak Volume					16:00 21	16:00 21	12:00 32	16:00 18	16:00 19

Site Code: 00000000029  
 Station ID:  
 VERTICAL MILE ROAD WHEELOCK  
 ~150 FEET S OF PEAK ROAD  
 Latitude: -999' 0.000 South

Start Time	Mon 22-Jun-09	Tue 23-Jun-09	Wed 24-Jun-09	Thu 25-Jun-09	Fri 26-Jun-09	Average Day	Sat 27-Jun-09	Sun 28-Jun-09	Week Average
12:00 AM	0	0	0	0	0	0	3	0	0
01:00	0	0	0	1	3	1	0	1	1
02:00	1	3	0	0	0	1	1	0	1
03:00	0	0	2	1	1	1	1	0	1
04:00	0	1	1	1	1	1	2	0	1
05:00	6	1	7	3	3	4	5	4	4
06:00	6	<b>15</b>	10	12	8	10	6	1	8
07:00	<b>14</b>	15	14	<b>14</b>	17	<b>15</b>	12	6	<b>13</b>
08:00	11	13	15	13	<b>19</b>	14	13	9	13
09:00	13	10	14	11	11	12	<b>18</b>	15	13
10:00	9	8	14	7	18	11	16	<b>16</b>	13
11:00	9	11	<b>19</b>	2	4	9	12	16	10
12:00 PM	11	10	16	<b>16</b>	14	13	19	14	14
01:00	15	12	13	10	15	13	21	14	14
02:00	17	12	16	8	<b>19</b>	14	21	7	14
03:00	13	16	21	12	16	16	14	16	15
04:00	<b>18</b>	<b>20</b>	<b>23</b>	13	15	<b>18</b>	<b>25</b>	16	<b>19</b>
05:00	15	18	15	16	13	15	15	14	15
06:00	7	6	8	9	16	9	7	10	9
07:00	8	5	6	7	8	7	20	<b>17</b>	10
08:00	9	7	11	9	6	8	8	6	8
09:00	7	12	2	2	2	5	5	0	4
10:00	3	1	2	7	9	4	1	2	4
11:00	3	1	1	5	0	2	2	4	2
Day Total	195	197	230	179	218	203	247	188	206
% Avg. WkDay	96.1%	97.0%	113.3%	88.2%	107.4%				
% Avg. Week	94.7%	95.6%	111.7%	86.9%	105.8%	98.5%	119.9%	91.3%	
AM Peak	07:00	06:00	11:00	07:00	08:00	07:00	09:00	10:00	07:00
Volume	14	15	19	14	19	15	18	16	13
PM Peak	16:00	16:00	16:00	12:00	14:00	16:00	16:00	19:00	16:00
Volume	18	20	23	16	19	18	25	17	19

Site Code: 00000000029  
 Station ID:  
 VERTICAL MILE ROAD WHEELOCK  
 ~150 FEET S OF PEAK ROAD  
 Latitude: -999' 0.000 South

Start Time	Mon 29-Jun-09	Tue 30-Jun-09	Wed 01-Jul-09	Thu 02-Jul-09	Fri 03-Jul-09	Average Day	Sat 04-Jul-09	Sun 05-Jul-09	Week Average
12:00 AM	0	*	*	*	*	0	*	*	0
01:00	0	*	*	*	*	0	*	*	0
02:00	1	*	*	*	*	1	*	*	1 
03:00	0	*	*	*	*	0	*	*	0
04:00	2	*	*	*	*	2	*	*	2 
05:00	2	*	*	*	*	2	*	*	2 
06:00	8	*	*	*	*	8	*	*	8 
07:00	<b>15</b>	*	*	*	*	<b>15</b>	*	*	<b>15</b> 
08:00	10	*	*	*	*	10	*	*	10 
09:00	10	*	*	*	*	10	*	*	10 
10:00	*	*	*	*	*	*	*	*	*
11:00	*	*	*	*	*	*	*	*	*
12:00 PM	*	*	*	*	*	*	*	*	*
01:00	*	*	*	*	*	*	*	*	*
02:00	*	*	*	*	*	*	*	*	*
03:00	*	*	*	*	*	*	*	*	*
04:00	*	*	*	*	*	*	*	*	*
05:00	*	*	*	*	*	*	*	*	*
06:00	*	*	*	*	*	*	*	*	*
07:00	*	*	*	*	*	*	*	*	*
08:00	*	*	*	*	*	*	*	*	*
09:00	*	*	*	*	*	*	*	*	*
10:00	*	*	*	*	*	*	*	*	*
11:00	*	*	*	*	*	*	*	*	*
Day Total	48	0	0	0	0	48	0	0	48
% Avg. WkDay	100.0%	0.0%	0.0%	0.0%	0.0%				
% Avg. Week	100.0%	0.0%	0.0%	0.0%	0.0%	100.0%	0.0%	0.0%	
AM Peak	07:00					07:00			07:00
Volume	15					15			15
PM Peak									
Volume									
Grand Total	243	197	230	179	334	367	508	385	475
ADT		ADT 209		AADT 209					